Online ISSN : 2249-4588
Print ISSN : 0975-5853

Global Journal

of Management and Business Research: A

Administration and Management

Highlights

Nigerias Federalism, Unity

Study of the Leadership

Identifying the Factors

Considering Gender Differences

Discovering Thoughts, Inventing Future

Volume 15 Issue 2 Version 1.0

© 2001-2015 by Global Journal of Management and Business Research , USA

Global Journal of Management and Business Research: A
Administration and Management

Volume 15 Issue 2 (Ver. 1.0)

Open Association of Research Society

© Global Journal of Management and Business Research. 2015.

All rights reserved.

This is a special issue published in version 1.0 of "Global Journal of Science Frontier Research." By Global Journals Inc.

All articles are open access articles distributed under "Global Journal of Science Frontier Research"

Reading License, which permits restricted use. Entire contents are copyright by of "Global Journal of Science Frontier Research" unless otherwise noted on specific articles.

No part of this publication may be reproduced or transmitted in any form or by any means, electronic or mechanical, including photocopy, recording, or any information storage and retrieval system, without written permission.

The opinions and statements made in this book are those of the authors concerned. Ultraculture has not verified and neither confirms nor denies any of the foregoing and no warranty or fitness is implied.

Engage with the contents herein at your own risk.

The use of this journal, and the terms and conditions for our providing information, is governed by our Disclaimer, Terms and Conditions and Privacy Policy given on our website http://globaljournals.us/terms-and-condition/menu-id-1463/

By referring / using / reading / any type of association / referencing this journal, this signifies and you acknowledge that you have read them and that you accept and will be bound by the terms thereof.

All information, journals, this journal, activities undertaken, materials, services and our website, terms and conditions, privacy policy, and this journal is subject to change anytime without any prior notice.

Incorporation No.: 0423089
License No.: 42125/022010/1186
Registration No.: 430374
Import-Export Code: 1109007027
Employer Identification Number (EIN):
USA Tax ID: 98-0673427

Global Journals Inc.

*(A Delaware USA Incorporation with "Good Standing"; **Reg. Number: 0423089**)*

Sponsors: Open Association of Research Society
Open Scientific Standards

Publisher's Headquarters office

Global Journals Headquarters
301st Edgewater Place Suite, 100 Edgewater Dr.-Pl,
Wakefield MASSACHUSETTS, Pin: 01880,
United States of America
USA Toll Free: +001-888-839-7392
USA Toll Free Fax: +001-888-839-7392

Offset Typesetting

Global Journals Incorporated
2nd, Lansdowne, Lansdowne Rd., Croydon-Surrey,
Pin: CR9 2ER, United Kingdom

Packaging & Continental Dispatching

Global Journals
E-3130 Sudama Nagar, Near Gopur Square,
Indore, M.P., Pin:452009, India

Find a correspondence nodal officer near you

To find nodal officer of your country, please email us at *local@globaljournals.org*

eContacts

Press Inquiries: *press@globaljournals.org*
Investor Inquiries: *investors@globaljournals.org*
Technical Support: *technology@globaljournals.org*
Media & Releases: *media@globaljournals.org*

Pricing (Including by Air Parcel Charges):

For Authors:
22 USD (B/W) & 50 USD (Color)
Yearly Subscription (Personal & Institutional):
200 USD (B/W) & 250 USD (Color)

Integrated Editorial Board
(Computer Science, Engineering, Medical, Management, Natural Science, Social Science)

John A. Hamilton,"Drew" Jr.,
Ph.D., Professor, Management
Computer Science and Software Engineering
Director, Information Assurance Laboratory
Auburn University

Dr. Henry Hexmoor
IEEE senior member since 2004
Ph.D. Computer Science, University at Buffalo
Department of Computer Science
Southern Illinois University at Carbondale

Dr. Osman Balci, Professor
Department of Computer Science
Virginia Tech, Virginia University
Ph.D.and M.S.Syracuse University, Syracuse, New York
M.S. and B.S. Bogazici University, Istanbul, Turkey

Yogita Bajpai
M.Sc. (Computer Science), FICCT
U.S.A.Email:
yogita@computerresearch.org

Dr. T. David A. Forbes
Associate Professor and Range Nutritionist
Ph.D. Edinburgh University - Animal Nutrition
M.S. Aberdeen University - Animal Nutrition
B.A. University of Dublin- Zoology

Dr. Wenying Feng
Professor, Department of Computing & Information Systems
Department of Mathematics
Trent University, Peterborough,
ON Canada K9J 7B8

Dr. Thomas Wischgoll
Computer Science and Engineering,
Wright State University, Dayton, Ohio
B.S., M.S., Ph.D.
(University of Kaiserslautern)

Dr. Abdurrahman Arslanyilmaz
Computer Science & Information Systems Department
Youngstown State University
Ph.D., Texas A&M University
University of Missouri, Columbia
Gazi University, Turkey

Dr. Xiaohong He
Professor of International Business
University of Quinnipiac
BS, Jilin Institute of Technology; MA, MS, PhD,. (University of Texas-Dallas)

Burcin Becerik-Gerber
University of Southern California
Ph.D. in Civil Engineering
DDes from Harvard University
M.S. from University of California, Berkeley & Istanbul University

Dr. Bart Lambrecht
Director of Research in Accounting and FinanceProfessor of Finance
Lancaster University Management School
BA (Antwerp); MPhil, MA, PhD (Cambridge)

Dr. Carlos García Pont
Associate Professor of Marketing
IESE Business School, University of Navarra
Doctor of Philosophy (Management), Massachusetts Institute of Technology (MIT)
Master in Business Administration, IESE, University of Navarra
Degree in Industrial Engineering, Universitat Politècnica de Catalunya

Dr. Fotini Labropulu
Mathematics - Luther College
University of ReginaPh.D., M.Sc. in Mathematics
B.A. (Honors) in Mathematics
University of Windso

Dr. Lynn Lim
Reader in Business and Marketing
Roehampton University, London
BCom, PGDip, MBA (Distinction), PhD, FHEA

Dr. Mihaly Mezei
ASSOCIATE PROFESSOR
Department of Structural and Chemical Biology, Mount Sinai School of Medical Center
Ph.D., Etvs Lornd University
Postdoctoral Training,
New York University

Dr. Söhnke M. Bartram
Department of Accounting and FinanceLancaster University Management SchoolPh.D. (WHU Koblenz)
MBA/BBA (University of Saarbrücken)

Dr. Miguel Angel Ariño
Professor of Decision Sciences
IESE Business School
Barcelona, Spain (Universidad de Navarra)
CEIBS (China Europe International Business School).
Beijing, Shanghai and Shenzhen
Ph.D. in Mathematics
University of Barcelona
BA in Mathematics (Licenciatura)
University of Barcelona

Philip G. Moscoso
Technology and Operations Management
IESE Business School, University of Navarra
Ph.D in Industrial Engineering and Management, ETH Zurich
M.Sc. in Chemical Engineering, ETH Zurich

Dr. Sanjay Dixit, M.D.
Director, EP Laboratories, Philadelphia VA Medical Center
Cardiovascular Medicine - Cardiac Arrhythmia
Univ of Penn School of Medicine

Dr. Han-Xiang Deng
MD., Ph.D
Associate Professor and Research Department Division of Neuromuscular Medicine
Davee Department of Neurology and Clinical NeuroscienceNorthwestern University Feinberg School of Medicine

Dr. Pina C. Sanelli
Associate Professor of Public Health
Weill Cornell Medical College
Associate Attending Radiologist
NewYork-Presbyterian Hospital
MRI, MRA, CT, and CTA
Neuroradiology and Diagnostic Radiology
M.D., State University of New York at Buffalo,School of Medicine and Biomedical Sciences

Dr. Roberto Sanchez
Associate Professor
Department of Structural and Chemical Biology
Mount Sinai School of Medicine
Ph.D., The Rockefeller University

Dr. Wen-Yih Sun
Professor of Earth and Atmospheric SciencesPurdue University Director National Center for Typhoon and Flooding Research, Taiwan University Chair Professor Department of Atmospheric Sciences, National Central University, Chung-Li, TaiwanUniversity Chair Professor Institute of Environmental Engineering, National Chiao Tung University, Hsin-chu, Taiwan.Ph.D., MS The University of Chicago, Geophysical Sciences
BS National Taiwan University, Atmospheric Sciences
Associate Professor of Radiology

Dr. Michael R. Rudnick
M.D., FACP
Associate Professor of Medicine
Chief, Renal Electrolyte and Hypertension Division (PMC)
Penn Medicine, University of Pennsylvania
Presbyterian Medical Center, Philadelphia
Nephrology and Internal Medicine
Certified by the American Board of Internal Medicine

Dr. Bassey Benjamin Esu
B.Sc. Marketing; MBA Marketing; Ph.D Marketing
Lecturer, Department of Marketing, University of Calabar
Tourism Consultant, Cross River State Tourism Development Department
Co-ordinator , Sustainable Tourism Initiative, Calabar, Nigeria

Dr. Aziz M. Barbar, Ph.D.
IEEE Senior Member
Chairperson, Department of Computer Science
AUST - American University of Science & Technology
Alfred Naccash Avenue – Ashrafieh

President Editor (HON.)

Dr. George Perry, (Neuroscientist)
Dean and Professor, College of Sciences
Denham Harman Research Award (American Aging Association)
ISI Highly Cited Researcher, Iberoamerican Molecular Biology Organization
AAAS Fellow, Correspondent Member of Spanish Royal Academy of Sciences
University of Texas at San Antonio
Postdoctoral Fellow (Department of Cell Biology)
Baylor College of Medicine
Houston, Texas, United States

Chief Author (HON.)

Dr. R.K. Dixit
M.Sc., Ph.D., FICCT
Chief Author, India
Email: authorind@computerresearch.org

Dean & Editor-in-Chief (HON.)

Vivek Dubey(HON.)
MS (Industrial Engineering),
MS (Mechanical Engineering)
University of Wisconsin, FICCT
Editor-in-Chief, USA
editorusa@computerresearch.org

Sangita Dixit
M.Sc., FICCT
Dean & Chancellor (Asia Pacific)
deanind@computerresearch.org

Suyash Dixit
(B.E., Computer Science Engineering), FICCTT
President, Web Administration and
Development , CEO at IOSRD
COO at GAOR & OSS

Er. Suyog Dixit
(M. Tech), BE (HONS. in CSE), FICCT
SAP Certified Consultant
CEO at IOSRD, GAOR & OSS
Technical Dean, Global Journals Inc. (US)
Website: www.suyogdixit.com
Email:suyog@suyogdixit.com

Pritesh Rajvaidya
(MS) Computer Science Department
California State University
BE (Computer Science), FICCT
Technical Dean, USA
Email: pritesh@computerresearch.org

Luis Galárraga
J!Research Project Leader
Saarbrücken, Germany

Contents of the Issue

i. Copyright Notice
ii. Editorial Board Members
iii. Chief Author and Dean
iv. Contents of the Issue

1. Nigeria's Federalism, Unity and Development. *1-7*
2. Identifying the Factors Affecting Customer Purchase Intention. *9-13*
3. Study of the Leadership Styles Considering Gender Differences. *15-22*
4. Leading Innovation Change in Today's Competitive Environment. *23-29*
5. An Experimental Investigation of Factors Affecting Consumers' Perceptions of Digital Sales Promotions. *31-38*
6. Measuring Job Satisfaction Level of Employees using Demographics: A Study of HDFC Bank. *39-48*

v. Fellows and Auxiliary Memberships
vi. Process of Submission of Research Paper
vii. Preferred Author Guidelines
viii. Index

Global Journal of Management and Business Research: a Administration and Management
Volume 15 Issue 2 Version 1.0 Year 2015
Type: Double Blind Peer Reviewed International Research Journal
Publisher: Global Journals Inc. (USA)
Online ISSN: 2249-4588 & Print ISSN: 0975-5853

Nigeria's Federalism, Unity and Development

By Osabiya Babatunde

National Open University of Nigeria Ahmadu Bello Way, Victoria-Island, Lagos, Nigeria

Abstract- Since 1914 when the incongruous people from different parts were brought together in the name of amalgamation, the country Nigeria has not actually been acting as one Nigeria. Though the country came together with the principle of federalism and its workability, the empirical study has shown that there is no unity in diversity as earlier envisaged. The typical Nigerian is a self interest person of me, I and myself, very nepotic and ethnic oriented personality.

Keywords: Ifederalism and unity in diversity in nigeria, socio-economic development, political development.

GJMBR - A Classification : JELCode : H77

NIGERIASFEDERALISMUNITYANDDEVELOPMENT

Strictly as per the compliance and regulations of:

© 2015. Osabiya Babatunde. This is a research/review paper, distributed under the terms of the Creative Commons Attribution-Noncommercial 3.0 Unported License http://creativecommons.org/licenses/by-nc/3.0/), permitting all non-commercial use, distribution, and reproduction in any medium, provided the original work is properly cited.

Nigeria's Federalism, Unity and Development

Osabiya Babatunde

Abstract- Since 1914 when the incongruous people from different parts were brought together in the name of amalgamation, the country Nigeria has not actually been acting as one Nigeria. Though the country came together with the principle of federalism and its workability, the empirical study has shown that there is no unity in diversity as earlier envisaged. The typical Nigerian is a self interest person of me, I and myself, very nepotic and ethnic oriented personality.

Keywords: federalism and unity in diversity in nigeria, socio-economic development, political development.

I. Introduction

Nigerian state is an agglomeration of diverse ethnic nationalities that were brought together by British colonial subterfuge. This variegated entity emerged with the British colonial authority's merger of the Northern and Southern protectorates in I 914. It was indeed a merger of convenience for the British colonial authority who sought to consolidate their socio-political and economic interest by the merger, but largely a marriage of inconvenience for the indigenous peoples who were never consulted before the merger.

It has been a century since the emergence of Nigeria as an entity and over fifty four years of which has been in its post colonial governance. However, the country continue to grapple with the recurrent issue of ethno-religious antagonism and disharmony.

While it is not misplaced for plural societies to be confronted with the issue of unity in diversity. Nigeria's narrative continues to be so intractable and perennial. The preponderance of centrifugal forces in the Nigerian polity cannot be overemphasized as evident in the rise of ethno-religious militia groups; wide spread display oh narrow and parochial political sentiments; abuse of office for sectional gain: widespread corruption and official graft etc. The design of Nigeria's political architecture on the 'template of federalism was intended to create unity in the midst of' diversity that would in turn galvanise and promote development in the socio-political and economic landscape of the country.

In this paper an attempt will be made to investigate whether federalism as practiced in this diverse entity called Nigeria has been able to create the much needed ethno-religious harmony or better still unity in diversity needed For the socio-political and economic development of the country. To achieve this aim, this paper will be segmented thus: background to Nigeria's federalism, theoretical underpinning of the subject matter, federalism and Nigeria's and unity in diversity and finally conclusion and recommendations.

II. Background to Nigeria's Federalism

The Nigerian state is a British colonial contraption that was formed with the merger of the Northern arid Southern protectorates in 1914. Prior to British colonial forage into the area now called Nigeria, the diverse ethnic nationalities operated largely as distinct autonomous groups. (Awa. 1976; Nnoli, 1978; Osuntokun,1979).

Nigeria's heterogeneous groups were never consulted before a union was foisted on them. k British colonial forceful integration of the Nigerian peoples was further attenuated with the colonialist egregious policy of divide and rule. The British colonial policy of divide and rule pitted one ethnic group against the other and the subsequent cataclysmic effects of that egregious policy on the Nigeria state is that it laid a fertile ground for ethno-religious disharmony to fester. (Nnoli 1978). Economic scarcity occasioned by the British colonialist disarticulated economic practices also deepened on the manipulation or primordial fault lines for sectional interest especially amongst the emerging indigenous ruling class from the fold of the nationalist (Onimode. 1981:168).

The polarization of ethos amongst the Nigerian peoples meant a political arrangement that would effectively manage the ethno-religious fault lines that mushroomed during colonial rule became inevitable. Hence, the clamour for such a political arraignment as deduced from the statement of the British colonial representative in Nigeria - Sir Arthur Richard in 1946 during the deliberations on the 1946 constitution:

It is only by the accident of British suzerainty which has made .Nigeria's one country. It is still far from being one country or one nation socially or even economically, socially and politically there are deep difference between the major tribal groups. The do not speak the same language and they have highly divergent customs and ways of life and they represent stages of culture (quoted in Osuntokun I979:99),

This line of thought was also at different times echoed by Nigeria's nationalist notably Chief Obafemi Awolowo and Sir Tafawa Balewa.

Author: Assistant Lecturer/ Programme Coordinator, Bachelor of Science (B.Sc) Degree in Public Administration, School of Management Sciences, National Open University of Nigeria Ahmadu Bello Way, Victoria-Island, Lagos, Nigeria.
e-mail: osabiyababatunde@yahoo.com

© 2015 Global Journals Inc. (US)

In the opinion of Awolowo. a strong advocate of federalism-

Nigeria is not a nation,, it is a mere geographical expression, there are no Nigerians in the same sense there are English or welsh or French: the word Nigeria is merely a distinctive appellation to distinguish those who live within the boundaries of Nigeria from those who do not (quoted in Osuntokun 1979..99).

Balewa-. Since the amalgamation of Southern and Northern provinces in 1914. Nigeria has existed as a country only paper- it is. still far from being united, Nigeria unity is only a British inheritance for the country (quoted in Osuntokun, 1979:99).

Coupled with these disillusionment on the legitimacy of the Nigerian state was the bare faced ethnic antagonism between notable leaders of the major ethnic groups. Of note was the brinkmanship between Dr Nnamdi Azikiwe and Chief Obafemi Awolowo following the former's highly sectional rhetoric recorded in the West Africa Pilot edition of 1947-

It would *appear that the God of Africa has created the Igbo nation to lead the children of Africa from the bondage of the ages... the martial prowess of the Igbo nation at all ages of human history has enabled them the role of preservers... The Igbo nation cannot shift its responsibility .from its manifest destiny.* (quoted in Osadolor, 1998:52).

Chief Obafemi Awolowo responded to what he felt was Azikiwe's ethnic chauvinism by saying; It *seem clear to me that (Azikiwes's) policy was to corrode the self respect of the Yoruba people as a group to build up the Ibo as a master race* (quoted in Osadolor, 1998:52).

Inter ethnic rivalry was indeed rife and pervasive especially between the three major ethnic groups- Hausa, Yoruba and Igbo. The need to design a political arrangement to douse. This unhealthy ethnic rivalry cocooned in embedded economic interest became so desirable. Thus, federalism became that political arrangement through which fear of domination of one ethnic group by the other could be allayed. As a political arrangement that makes room for the division of power within a state between the component regions and the central government federalism could not have been more apt Icy a plural society like Nigeria, hence, its acceptance by the British colonialist and the Nigerian political elites (Osuntokun, 1979; Obiyan, 2010).

To this end, between the period of 1947 to 1953 the Nigeria state witnessed a lot of debates midwifed by the British colonialist as regards the formation and adoption of federalism in the country (Osadolor 1998: 39). The Macpherson constitution of 1951 was shunted because of what the nationalist felt was its undue rigidity. Consequently conferences were held in London and Lagos in 1953 that eventually ushered in the Lvttleton constitution of 1954 which adopted full federalism for the country. (Osuntokun1979:107).

However, the adoption of federalism in 1954 was not without acrimony as the federal system adopted was seen as defective because one region (north), was bigger than the other two regions (west and East) combined, this made Chief Obafemi Awolowo a strong advocate of Federalism to label it "an abominable disrupting and divisive British heritage" (Osuntokun, 1979:91).

Chief Awolowo"s vituperation may not be out of place, because a defective federal arrangement can actually create more problems than the solutions it was intended to create as the political philosopher John Stuart Mill pointed out-

There should not be any one state so much more powerful than the rest as to be capable of vying in strength with many of them combined. If there be such a one and only one, it -will insist on being master of the joint deliberations, if there be two they will be irresistible when they agree and whenever they differ, everything will be decided by a struggle for ascendency between the rivals (Ijalaye, 1979:141).

Beyond this structural imbalance that characterised Nigeria's federalism from the outset, the thorny issue of minority groups cry of marginalisation and unbridled domination by the major ethnic groups equally flared up which prompted the setting up of the Willinks commission of 1957 to address the grievances or the minority groups.

At this juncture, it must be said that discussion on the evolution of Nigeria's federalism cannot be complete without highlighting the impact of military rule. The inability of the political class who succeeded the British Colonialist on October I", 1960, to manage their differences for the harmonious co-existence of the Nigerian state eventually led to a coup detat on Jan 15, 1966; counter coup in July 1966 and eventually a bloody civil war from 1967-1970.

The military who retained power after the war ended in 1970 were to later reconstruct Nigeria's federalism from the appreciable autonomy its gave the regions from 1954 to 1966 into a largely centralized system with less autonomy for the component units.. The military as an institution typifies an ideal Weberian bureaucratic model that would not just fit into the practice of true federalism.

According to Elaigwu (1979:157):

Basically Military federalism in Nigeria has two conspicuous features. The first is the military superstructure: military regime in which institutions of popular participation are suspended. The military hierarchy of autonomy, the head of the federal military government appoints all state governors who are responsible to him. This negates the traditional principle of federalism and fits the Apter's model of mobilization with chain of command and minimum accountability to the people.

© 2015 Global Journals Inc. (US)

The military tinkered with Nigeria's federalism with little or no accountability to the people and consequently to the detriment of preserving diversity and the same time maintaining unity which federalism was intended to create in the first place, which made Ijalaye (1979: 144-145) to corroborate Elaigwu's earlier assertion.-

The instability of Nigeria's federalism has also been promoted by the trial and error approach of the governmental system under the military rule. Military rule by it very nature does not favour an ideal federalism since the unified command of the army has not been trained for such a system of government. The military incursion into governance only led to the entrenchment of federal structure with a very strong centre and a weak component units that eventually became subservient to the central government.

The impact of the Nigerian military on the practice of Federalism in the country can indeed not be 'over emphasized, the thirty six states of the federation, quota system federal character principle and the 1999 constitution that ushered in our nascent democracy arc some of the legacies of military rule in the Nigerian state.

III. Theoretical Framework

The Nigeria state is a multicultural cultural, society with diverse ethnic and religious groups. These diverse group of people have varying interest as the country strive towards nation building and democratic governance. To this end, this work, will be investigated though the prism of group theory. .Nigeria's emergence was not negotiated by its indigenous peoples, it was done through the fiat of British colonial rule of the country. Consequently, the various groups that make up the entity called Nigeria have been at serious competition with each other, oftentimes to further their own narrow socio-political and economic interest.

Group theory owes its origin to the theoretical postulation of Arthur Bentley a major player in the behaviouralist school of thought in political science. Bentley felt societies are made up of groups who struggle with each other on the basis of interest articulation and pursuit.

In the words of Bentley:

The phenomena of political life which we study will always divide the society in which they occur, along lines which are very real, though out of varying degrees of definiteness. The society, itself is nothing other than the complex of groups that compose it (Quoted in I-Haye, 1983:19).

Quoting Bentley further:

An interest, as the term will be used..., is the equivalent of a group. The group and the interest are not separate. There exist only one thing, that is, so many men bound together in or along the path of a certain activity (Quoted in Haye, 1983: 17)

It will be difficult of overemphasize how group conflict overheats Nigeria's body politics. Instances of one ethnic or religious group manipulating primordial - sentiment' to score cheap political points against opponents are rife. The net effect of group conflict on Nigeria's federalism is that it continues to fan the embers of ethno-religious disharmony to the detriment of the harmonious co-existence of the diverse peoples in the country.

This ethno- religious disharmony has equally been exacerbated by the corrupt ridden economic conditions that characterise many post colonial African states such as Nigeria as Himmelstrand quoted in Anifowose (2011:31) observed:

The Nigerian tribalism of recent years is mainly a political tribalism stemming not from primordial ethnic loyalties as such but from politically exploited and reinforced reactions to contemporary African societies, conflicts of an economic nature involving different ethnic groups became infested with tribalism as a result of the competitive strain of modern political and economic structure.

The furtherance of interest just like Bentley posited is the bases for this group conflict and this has even become much more pronounced in plural societies with colonial antecedents like Nigeria that has not done much to renegotiate the basis of its existence as a single indivisible entity .

Sadly to say, post colonial Nigeria continue to see the narratives of ethno-religious antagonism festered due to its widespread elevation to the front burner of our national discourse by self serving leaders masquerading as the champion or protector of their various ethnic or religious groups.

The lukewarm altitude of the leaders of the various competing ethnic and religious groups in Nigeria to building a united country with a strong corporate identity has been clearly pointed out by Anifowose (2011:37).

When tribalism is exploited over issues in such away as to affect adversely the interests of the groups involved in political and economic competition, deep passions are aroused and violent conflict may ensue. This assertion is substantiated by Nigeria's experience at various stages of her history. In Nigeria, political parties became based on ethnic groups and regions. Politicians appealed to the based lovalties of their tribes-men and consideration of principle and ideology had no place.

It must be said there is no society without group conflict, group conflict indeed decides the past, present and future of a country. However, it leaves much to be desired when group conflict is consistently anchored on narrow and parochial interest as in the case of Nigeria.

© 2015 Global Journals Inc. (US)

The resultant effect is chaos, disharmony and sometimes war.

IV. Federalism and Unity in Diversity in Nigeria

We will begin this segment by first looking at the concept called federalism. Federalism as a concept dates back to millennia when ancient societies such as in Israel and the Greek city state practiced one form of corporation to boost trade or to secure themselves from external aggressor. However, the study of contemporary federalism began with the United States of America (USA) which adopted a federal constitution in 1787.

The concept of federalism has so many definitions and perspectives. However, the concept of federalism cannot be divorced from one cardinal principle which is to preserve diversity while at the same time maintaining unity.In the words of Watts. (1999;6)

Federalism is basically not a descriptive but a normative term and refers in the advocacy of multi-tired government combining element of shared rule and regional self rule. It is based on the presumed value and validity of combining unity and diversity and of accommodating, preserving and promoting distinct, identities within a larger political union.

Intellectual edifice of the study of contemporary federalism began with the scholarly effort of K.C. Wheare who sees it as a political arrangement that devolves power in a state between the central government and the component units.

Federalism has equally been subjected to scholarly debate whether as a design or a process. K.C. Wheare's theoretical postulation on the concept of federalism has been seen as overly legalistic and typical of a design. Wheare defined federalism as ".... the method of dividing powers so that general and regional governments are each, within a sphere. coordinate and independent".

He went further to illustrate how this framework should operate. Wheare:

First of all since federal government involved a division qt. functions and since the states forming the federation are anxious that they should not surrender more power than they know, it is essential for a federal government that there be a written constitution embodying the division of powers and binding all government authorities throughout the federation. From it, all state and federal authorities derive their powers and any action they perform contrary to it are invalid. (cited in Dare 1979:27-28).

However advocates of federalism as a process and also as a tool for managing sociological elements in a plural society like Carl Friedrich and William Livingstone differed with the overt preoccupation with legal and institutional framework of the design template of K.C. Wheare.

According to William Livingstone –

The essential nature of federalism is to be sought for, not in the shading of legal and constitutional terminology, but in the force-economic, social, political, cultural- that have made the outward forms of federalism necessary... the essence of federalism lies not in the constitutional or institutional structure but in the society itself. Federal government is a device by which the federal qualities of the society are articulated and protected (cited in Dare 1979:29).

What this imply is that the sociological factors such as diversity in culture, religion, ethnicity. race etc. that made federalism important in the first place cannot be sacrificed on the altar of purely constitutional and legal connotations. However, it will be largely implausible to out rightly jettison Wheare's legal and constitutional framework as out of place, since it is pertinent to have legal and constitutional backing for the negotiated sociological variables so as not to be easily manipulated, circumscribed or even circumvented for the self serving interest or any group(s) in the federation.

In the words of Jinadu (1979:19)-

The classical or juridical (Wheare), process and sociological formulations of federalism are not mutually exclusive. This is the point about the reference to the sociological dimensions of Wheare's federal government .This is also why it was suggested... that sociological variables take on meaning and significance within the legal framework provided by a federal arrangement.

From the foregoing,, federalism may well offer that mechanism for managing the primordial differences inherent in plural societies.

Nigeria's experience with federalism as a tool for managing the country's ethno-religious diversity is still very much less than ideal. Nigeria's federalism is overly and overtly legalistic and also less endeared to sociological variables. It has been argued that Nigeria only experienced true federalism just between the period of 1954-1966 and that ever since it has been a practice of pseudo-Federalism. The consequences of this anomaly in our practice of federalism is that it has increased the preponderance of virulent identity politics detrimental to our national integration as posited by Babawale (2001)

The phenomena of ethnic militia is a logical derivative of the process of defederalization which Nigeria has experienced since 1966. The consequence has been an explosion in the negative use of ethnicity across broad spectrum of society. If measures are taken to re-federalise Nigeria, ethnic militia will lose their appeal and become redundant.

The overwhelming emphasis on constitutional and institutional elements and the relegation of the sociological variables to the background in Nigeria's practice of federalism has done more harm than good.

© 2015 Global Journals Inc. (US)

Federalism was suppose to manage our sociological narratives by offering a platform through which the diverse nationalities that make up Nigeria can express themselves. It is however, unfortunate that Nigeria practices federalism only in name but not in reality. The overwhelming centralisation of power negates the basic tenet of federalism, which is to decentralize power that grants appreciable autonomy to the component units to manage their affairs and resources.

The over centralization of power in the Nigerian federation continue to exacerbate primordial fault lines as one group compete against the other for the purpose of controlling the centre: this has become a very disintegrative factor to managing our diversity as Obivan (2010:309) argues-

A major factor in group conflict in the country is the quest to control the national purse through the mechanism of state power at the federal level. Given the enormous resources at the centre therefore, groups do not see any need to concentrate on the sub national units, as lack of access to the .federal power makes many of this subunits unenviable.

This in effect, means that even though in law, Nigeria is a federal stale, in reality, it does not provide the real basis of a federal state. This situation reduces the effectiveness of federalism in Nigeria to serve as a federal solution to the great diversity in the country.

Aside from the structural imbalance of Nigeria federalism that has thrown up intense and divisive politics of primitive manipulation of primordial fault lines, the bastardization and mismanagement of the Nigerian economy from the post 1966 period till date has further fuelled disharmony in the country. The Nigerian masses are daily confronted with the challenges of poor governance that has seen their standard of living dropped consistently. This has thrown up all sort of violent clashes between diverse groups in the country. One of the major underlying factor precipitating this violent clashes owe its origin to economic scarcity that has become so pervasive in Nigeria's corrupt ridden mono-product economy.

This has become one of the major disincentives to the viability of federalism as a tool for managing Nigeria s diversity. Federalism is a means to an end and not an end in itself hence the socio- political and economic factors are extremely important to its viability and sustenance. The mismanagement of the sociological variables, especially the economic Front may well not be isolated from the continuous clamour for state creation which to a large extent is at best self serving as -Nnoli (1978:191) Posited-

The most ardent of advocates of new states or regions have always been aspirants to high positions in the political, administrative, professional and business fields who have jailed to attain positions of pre eminence at the national, regional or slate levels, and who hope to attain such heights in smaller constituent entities.

The mismanagement of the Nigerian economy is certainly a sad tale and a strong impediment to the attainment of unity in the midst of diversity that the country finds The impoverishment of the Nigerian masses through unemployment, massive infrastructural deficit and the endless devaluation of the naira has more than anything else open the floodgate of resentment, disillusionment and violent clashes between the country's diverse ethno- religious groups. It has equally increased the fold of centrifugal forces some of which have taken up arms against the Nigerian state such as the Niger Delta militants and the Boko Haram extremist.

The perennial failure of leadership in Nigeria is also an insidious factor precipitating the numerous anomalies the country has come to represent. In the words of Obiyan (20l0:31l):

-The failure of leadership in the country and the failure of the stale to make itself relevant to the needs of the masses have not only worsened inter-group conflict hut also weakened national integration. The pauperisation of the masses has weakened the citizen, confidence in the state. This creates sundry problems for the state.

The settler versus indigene dichotomy is another egregious issue that continue to imperil the viability of our present form of federalism as an effective tool for creating in unity in diversity in Nigeria. It is saddening that a Nigerian born and bred in one part of the country is still refers to as a settler rather than an indigene of that area. This continue to create ambiguity on the identity of the Nigerian.

Hence. the continued festering of narrow and parochial politics of ethnic bigotry in Nigeria. The ambiguity on the notion of citizenship in Nigeria is further blurred by the constitution which ironically sanctioned a common national citizenship but at the same time espoused the idea of indigeneity. Section 42 subsections (1) (2) (3) of the 1999 constitution states inter alia:

(1) A citizen of Nigeria of a particular community, ethnic group, place of origin, sex, religion or political opinion shall not by reason only that he is such a person:

(a) Be subjected either expressly by or in the practical application of any law in .force in Nigeria or any executive or administrative action of the government, to disabilities or retractions to which citizens of Nigeria of other communities, ethnic groups, places of origin, sex, religions or political opinions are not made subject; or

(b) Be accorded either expressly by, or in the practical application of any law in force in Nigeria or any such executive or administrative action any privilege or advantage that is not accorded to citizens of Nigeria of other communities, ethnic groups, places of origin, sex,

© 2015 Global Journals Inc. (US)

religion or political opinion:

(2) No citizen of Nigeria shall be subjected to any disability or deprivation merely by reason of the circumstances of his birth.

(3) Nothing in subsection (I) of this section shall invalidate any law by reason only that the law imposes restriction with respect to the appointment of any person to any office under the state or as a member of the Nigerian police forces or to an office in the service of a body, corporate established directly by any law in force in Nigeria.

However a lacuna at the same time is espoused in the same 1999 constitution in section 318(11) paragraph (vi)-

Belong to its grammatical expression when used with references to a person in a state, refers to a person either whose parents or any whose grandparents was a member of community indigenous to that state.

The settler-indigene dichotomy has in recent times assumed a very dangerous dimensions in such states like Plateau, Nasarawa, and Kaduna owing to rampant economic scarcity and its manipulation by the political class for the purpose of bettering their narrow socio- political and economic interest.

The institutionalization or certain policies and principles such as: quota system. federal character and the National Youth Service Corp (NYSC) has done very little to incorporate the 'Nigerian people because of the aforementioned prevailing anomalies.

V. Conclusion and Recommendation

Nigeria's chequered political history has been characterised by inter-ethnic conflicts to the detriment of building a common identity that would catalyse its socio-political and economic growth and development.

The emergence of federalism to manage these inter-ethnic conflicts for the purpose of unity in diversity still remains a mirage. It must be said, there is hardly a federal state that is not confronted with the contending issue of centrifugal and centripetal forces. From India. Canada. Malaysia, to Brazil just to mention these few, have had to and would continue to contend with intergroup conflicts. However, these, aforementioned federal states have been able to manage their difference and diversity to the extent of building, a strong corporate identity. Diversity -should not be a problem. it can indeed be a big plus it properly manned.

However, it has not been so in Nigeria as its peoples continue to be divided along the fault lines of ethno-religious cleavages. No doubt the history of Nigeria's emergence was never negotiated by its diverse nationalities, notwithstanding, we can reinvent ourselves and it will only start when there is a thorough overhaul of our body politics.

According to late political economist Bade Onimode-

Development means fundamental structural transformation from an outmoded social svstem to a new one through a determined struggle against the conservative retrograde forces of the status quo. It requires a basic reorganisation of the economic, political and social structure of the stagnant society through an all out mobilization of all its creative resources. This is required in Nigeria to liquidate imperialist domination, terminate capitalist exploitation, transcend technological rigidities, and wise the consciousness of the masses (Onimode 1981:166 Our independence leaders missed it when they could not overcome the pettiness of identity politics and the military equally missed it when they could not sit the Nigerian peoples on a roundtable to renegotiate the terms of their existence as an entity when the country's civil war ended in 1970. It is however, incumbent on the present political class to look beyond their narrow interest to reform the Nigerian state by renegotiating our continued corporate existence.

Our present system of federalism must be jettisoned for the pre- 15th January 1966 federalism that gave premium to principle of derivation and also appreciable autonomy to the component units. Invariably, this would reduce the enormous power and resources at the centre and also tame the mad rush to control power at the centre for self serving purposes.

It would also douse the unending clamour for more states, since states would be made to generate their own resources. Hence, only viable and self sustaining states will exist because creation of more states has only amplified the majority-minority question which has only succeeded in stoking the flames of ethno-religious disharmony in the country.

The Nigerian state must also diversify its economy and engage its people, especially the youth in productive ventures by so doing they will not become willing tools in the hands of manipulative politicians to torment ethnic strife. Fiscal federalism will help reduce economic scarcity ,tame corruption, strengthen institutions of governance and also help the country unlock many of its hidden potentials because states will generates their own resources and by so doing it will stir up innovation, invention and sound financial intelligence that would help drive growth and development in the long run.

The settler- indigene dichotomy should also be addressed through a constitutional amendment that gives people the right to claim where they were born or a place they have stayed or an appreciable number of years provided they choose to. And above all leadership must he improved upon and corruption that denies the majority their rightful share of the common wealth dealt with. The led must also wake up from their passivity to move this country in the right direction and again we must reflect the change we want in this country because

© 2015 Global Journals Inc. (US)

truth be told, there is no perfect society anywhere, what we have are people striving to build a near perfect society. We believe, if these aforementioned reform are sincerely carried out, federalism as a political solution to managing Nigeria's diversity for the purpose of creating unity and a strong corporate identity that would drive our socio- political and economic growth and development would be realizable.

References Références Referencias

1. Anifowose, R. (2011). Violence and Politics in Nigeria: The Tiv, Yoruba and Niger Delta Experience, 3'd edition. Lagos: Sam Iroanusi Publication.
2. Awa. E. 0. (1976) Issues in Federalism.Benin: Ethiope Publishing House.
3. Dare, L. 0. (1979) "Perspectives on Federalism" in Akinyemi, A. B. etal (eds) Readings on Federalism. Lagos: NIIA
4. Idaigwu. I. .1. (1979) " Hie Military and State Building: Federal State Relations in Nigeria "Military Federalism 1966-76" in Akinyemi., A.B. et al (eds) Reading in Federalism.
5. Lagos: Nigerian Institute of International Affairs.
6. Hale, D. (1983). "Arthur F. Bentley and The Mystery of Society" in the Political Science Reviewer. Vol. 13. Pennsylvania: Intercollegiate Studies institute, Inc.
7. Ijalave, D. A. (1970) "The Civil War and Nigerian Federalism" in Akinycmi. AB et at (eds) Reading in Federalism. Lagos: Nigerian Institute of International Affairs .
8. Jinadu. A. I.. (1979) "A note on the theory of Federalism" in Akinyemi, A. B. et at (eds) Readings on Federalism. Lagos. Nigerian Institute of International Affairs.
9. Nnoli, 0. (1078). Ethnic Politics in Nigeria. Enugu: Fourth Dimension Press.
10. Obiyan, S. A. (2010) "Ethnic Conflict, Federalism and National Integration in Nigeria" In Akinboye S. 0 & Fadakinte, M. M. (eds) Fifty years of Nationhood? State, Society and Politics in Nigeria: 1960-2010. Lagos: Concept Publications Ltd.
11. Onimode, B. (1981) "Class Struggle as a Reality of Nigerian Development:" In Nnoli, O. (ed) Path to Nigeria's Development. Dakar: CODESTRIA.
12. Osadolor, O. B. (1998): --The Development of the Federal Idea and the Federalism Framework. 1914-1960 "in Suberu et at (eds) Federalism and Political Restructuring in Nigeria. Ibadan: Spectrum Books.
13. Osuntokun. .J. (1979) --The Historical Background of Nigerian Federalism in Akinyerni, A.I3. et at (eds) Reading in Federalism. Lagos: Nigerian Institute of International Affairs
14. Watts, R. (1999). Comparing Federal Systems. 3rd Edition Montreal: McGill Queen's University Press.

Internet sources

15. Babawale, T. . (2001). The Rise of Ethnic Militias: De- Legitimization of the State and the Threat to Nigerian Federalism. West African Review: www.westafricanreview/an/vol3.1bab.
16. The Nigerian 1999 Constitution: www.pledge51.com

© 2015 Global Journals Inc. (US)

This page is intentionally left blank

© 2015 Global Journals Inc. (US)

Global Journal of Management and Business Research: a Administration and Management
Volume 15 Issue 2 Version 1.0 Year 2015
Type: Double Blind Peer Reviewed International Research Journal
Publisher: Global Journals Inc. (USA)
Online ISSN: 2249-4588 & Print ISSN: 0975-5853

Identifying the Factors Affecting Customer Purchase Intention

By Sohail Younus, Faiza Rasheed & Anas Zia

University of Sargodha Mandi Baha Uddin Campus, Pakistan

Abstract- In the worst competitive market the consumer products manufacturing industries pay attention on customer purchase intention for maintain their repute in market and enhanced their goodwill. Because loyal customer are good source for create revenue. This study learns and contributes the factors that affect customer purchase intention. The purpose of this study is to observe the effect of independent variable (customer knowledge ,purchase intention, celebrity endorsement and perceived value) on dependent variable (purchase intention).The study describe that the relation between dependent variable have significant relationship with purchase intention. This is quantitative study and sample size of this study is 100. And 100 questionnaires were used for collection of data. The results of this study shows that perceived value, customer knowledge, celebrity endorsement have significant relationship with purchase intention.

Keywords: purchase intention, quantitative study, loyal customer, independent variable.

GJMBR - A Classification : JELCode : M00

IDENTIFYINGTHEFACTORSAFFECTINGCUSTOMERPURCHASEINTENTION

Strictly as per the compliance and regulations of:

© 2015. Sohail Younus, Faiza Rasheed & Anas Zia. This is a research/review paper, distributed under the terms of the Creative Commons Attribution-Noncommercial 3.0 Unported License http://creativecommons.org/licenses/by-nc/3.0/), permitting all non-commercial use, distribution, and reproduction in any medium, provided the original work is properly cited.

Identifying the Factors Affecting Customer Purchase Intention

Sohail Younus[α], Faiza Rasheed [σ] & Anas Zia [ρ]

Abstract- In the worst competitive market the consumer products manufacturing industries pay attention on customer purchase intention for maintain their repute in market and enhanced their goodwill. Because loyal customer are good source for create revenue. This study learns and contributes the factors that affect customer purchase intention. The purpose of this study is to observe the effect of independent variable (customer knowledge ,purchase intention, celebrity endorsement and perceived value) on dependent variable (purchase intention).The study describe that the relation between dependent variable have significant relationship with purchase intention. This is quantitative study and sample size of this study is 100. And 100 questionnaires were used for collection of data. The results of this study shows that perceived value, customer knowledge, celebrity endorsement have significant relationship with purchase intention.

Keywords: purchase intention, quantitative study, loyal customer, independent variable.

I. Introduction

The purchasing process to buy a particular brand or product is affected by various factors such as price of the product, design, packaging, knowledge about product, quality, celebrity endorsement, fashion and sometimes family relation as well (Shafiq et al., 2011). In developed countries of the world, the retail market is mature (Berner et al., 2001). But in Asian markets like Japan, China, India and South Korea, the people of these countries are sensitive about product or brand and have some questions in their minds such as what the brand offers? And how the brand fulfills their needs? (Anholt, 2000). According to Blackwell et al., (2001) that the decision making of consumers about particular brand based on searching for the internal and external environment. With reference of internal information, it is collected from previous experiences due to advertisement etc and external information may be gathered from peers or market place etc. In addition, previous studies argued that the external factors for instance, demographic, group and geographic have the influence on purchase intention. However, some there are some problems in applying these factors and also some issues regarding the measurements of purchase intention. The influence of demographic on purchase intention is difficult that needs to be examined. For example, consumers under the age of 18 to 24 years old likely to buy a product at the spot or change the brand if the mood strikes (Abdul Razak & Kamarulzaman, 2009). Zaal, (2009) elaborates that different economic conditions have pushed the companies to make efficient its operations and make sure the right product for the right market unlike capturing only those markets from where high returns rise.

Madahi and Sukati (2012) describe that the purchase intention has become complicated and significant in recent era. Consumers have know how from different advertisements, reports and articles about products. Moreover, different kind of brands, products, superstores etc have complicated and difficult decision making.

II. Literature Review

Purchase intention is the preference of consumer to buy the product or service. In another words, purchase intention has another aspect that the consumer will purchase a product after evaluation. Many factors affect the consumer's intention while selecting the product and the ultimate decision depends on consumers' intention with large external factors (Keller, 2001). Decision making about purchase is affected by the group in selection procedure of a brand for known products. The selection of a brand based on group cohesiveness of the brand (Witt & Bruce, 1972). The information about the brand have been used by the other group members also affect the decision to skip the existing brand and to move on to the purchase those brand that is using by other group members (Witt, 1969). So the great orientation to consumer's members impact to other members to buy particular brand used by the other group members (Moschis, 1976). Many factors intended to purchase intention which is customer knowledge, perception of consumers, product packaging or design and celebrity endorsement etc.

The study conducted by Satish and Peter (2004) explains that knowledge about the product by the consumer plays an integral role during product purchase decision. Other studies like Rao and Monroe (1988) argued that knowledge of the product is the main factor in product purchasing decision. Product

Author α: Department of Business Administration, University of Sargodha Mandi Baha Uddin Campus, Phalia Road District Mandi Baha Uddin. e-mail: Sohailg59@gmail.com

Author σ: Department of Commerce, University of the Punjab Gujranwala Campus.

Author ρ: Department of Business Administration, University of Sargodha Mandi Baha Uddin Campus.

© 2015 Global Journals Inc. (US)

packaging in which one thought is simple outlook and second thought is to prepare attractive packaging. These factors are also very important and have influenced on consumer purchase intention (Ann, 2008). Another research of Fung et al., (2004) revealed that consumer's feelings attached with design and packaging. Moreover, in company's point of view packaging or design build the good will of company and it also shows the quality of the product (Dileep, 2006). Many authors have great importance of celebrity endorsement. But the main point, it should be relevant to the product with reasonable logic about the product (David & Benedikte, 2004). Another factor of purchase intention is the perceived value which implies the relationship with product and consumers (Payneand Holt, 2001). It is ultimate conclusion that higher the perceived value resulting higher the intention of purchase (Tung et al. 1994). Perceived value of the product has different dimensions that are tangible and intangible (Snoj et al. 2004). James, (2002) elaborates that the higher perceived value enhancement to purchase decision. However, on the basis of knowledge of product, consumers assess the product and make decision (Nah Hong, 2007). According to the Tun Zong et al. (1994) that purchase intention has positive affect with perceived value.

III. Hypothesis Development

H_1: Celebrity endorsement has significant relation with purchase intention.

H_2: Customer knowledge about the product has significant relation with purchase intention.

H_3: Product packing has significant relation with purchase intention.

H_4: Perceived value has the direct relation with the purchase intention and has significant relation.

IV. Research Methodology

This study follows the quantitative method; questionnaire was filled by 100 respondents. The population of our study consists of the self earning and self spending people. The question used measurement by likert scale of 1 to 5. Regression analysis was executed to get the results. The descriptive research is known about the effect of all independent variable on dependent variable.

Model

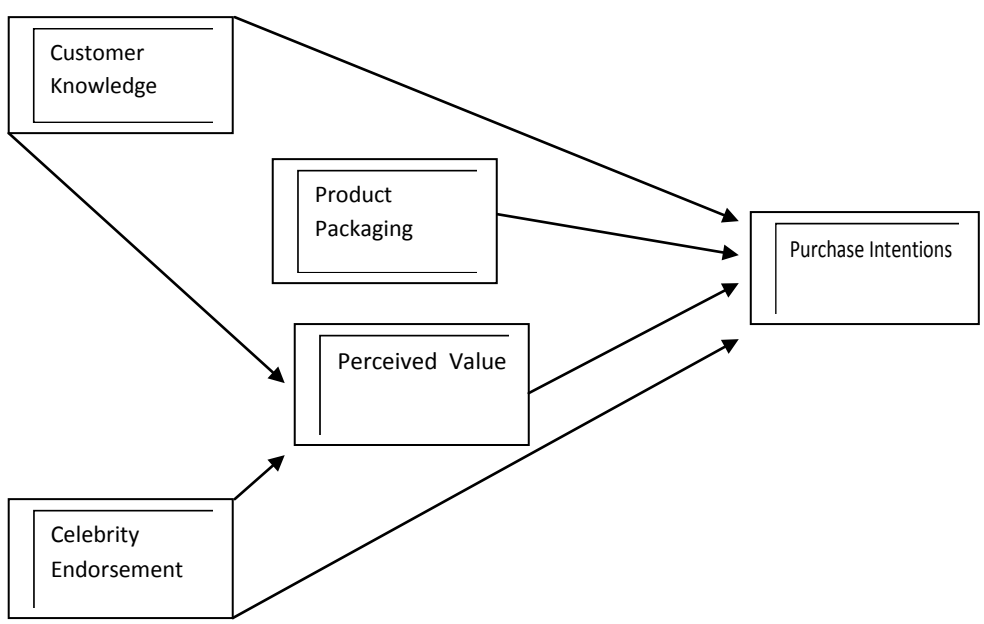

© 2015 Global Journals Inc. (US)

V. Results

Table No.01: Descriptive Statistics

	Mean	Std. Deviation	Skewness		Kurtosis	
	Statistic	Statistic	Statistic	Std. Error	Statistic	Std. Error
Gender	1.67	.471	-.729	.172	-1.484	.342
Age	1.03	.222	7.923	.172	64.785	.342
Qualification	1.50	.687	1.032	.172	-.202	.342
CK	2.1733	.84205	.945	.172	.292	.342
CE	2.5980	.74294	.499	.172	-.114	.342
PP	2.4675	.69605	.209	.172	-.185	.342
PV	2.5267	.68023	.733	.172	.108	.342
PI	2.6375	.62443	.132	.172	-.323	.342

The descriptive statistics of the variables has been displayed in table no 01. There are the 200 valid numbers of observations. Most of the costal variables have mean greater than 2.5 which indicate that respondents have positive intentions towards variables. The low levels of standard deviation and coefficients of skewness and kurtosis indicate that the distribution of the variables is normal and ready for further analysis.

Table No. 02 : Correlations Analysis

		CK	CE	PP	PV	PI
CK		1	.335**	.391**	.495**	.362**
			.001	.000	.000	.000
CE		.335**	1	.433**	.405**	.233*
		.001		.000	.000	.019
PP		.391**	.433**	1	.452**	.314**
		.000	.000		.000	.001
PV		.495**	.405**	.452**	1	.227*
		.000	.000	.000		.023
PI		.362**	.233*	.314**	.227*	1
		.000	.019	.001	.023	

***. Correlation is significant at the 0.01 level (2-tailed).*
**. Correlation is significant at the 0.05 level (2-tailed).*

Customer knowledge about any product and purchase intention is positively correlated and highly significant. Celebrity endorsement and purchase intention are positively correlated and also giving highly significant result. Product packaging and purchase intention are positively correlated and highly significant but perceived value with purchase intention are not highly significant because perceived value is not introduced in Pakistan yet. The regression results show that there is a strong relationship between the customer knowledge and purchase intention. Beta is .269.It is good and show that how much variation comes in dependent variable due to independent variable. Adjusted R^2 is .122 means that how much variation comes in overall model due to independent variables.

Table No.03 : Regression Coefficients

Model		Unstandardized Coefficients		Standardized Coefficients	T	Sig.
		B	Std. Error	Beta		
1	(Constant)	2.054	.163		12.624	.000
	CK	.269	.070	.362	3.847	.000

Model	R	R Square	Adjusted R Square	Std. Error of the Estimate
1	.362[a]	.131	.122	.58647

a. Predictors: (Constant), CK

© 2015 Global Journals Inc. (US)

Table No.04 : Regression Coefficients (Model 02)

Model		Unstandardized Coefficients		Standardized Coefficients	t	Sig.
		B	Std. Error	Beta		
1	(Constant)	2.128	.223		9.540	.000
	CE	.196	.083	.233	2.377	.019

Model	R	R Square	Adjusted R Square	Std. Error of the Estimate
1	.233[a]	.055	.045	.61180

a. Predictors: (Constant), CE

Beta is .196 which shows that there is there is 19.6% variation intensity in purchase intention due to independent. Regression results show that celebrity endorsement and purchase intention have significant result. Adjusted R2 is .045 .It shows that the overall variation in model due to independent variables.

Table No. 04 : Regression Coefficients

Model		Unstandardized Coefficients		Standardized Coefficients	t	Sig.
		B	Std. Error	Beta		
1	(Constant)	1.943	.221		8.809	.000
	PP	.282	.086	.314	3.272	.001

Model	R	R Square	Adjusted R Square	Std. Error of the Estimate
1	.314[a]	.098	.089	.59741

a. Predictors: (Constant), PP

Beta is .282. It shows that there is 28.2% variation intensity in purchase intention due to independent. Regression results show that product packaging and purchase intention have significant results. Adjusted R2 is .089 .It shows that the overall variation in model due to independent variable.

Table No. 05: Regression Coefficients

Model		Unstandardized Coefficients		Standardized Coefficients	t	Sig.
		B	Std. Error	Beta		
1	(Constant)	2.111	.236		8.935	.000
	PV	.208	.090	.227	2.307	.023

Model	R	R Square	Adjusted R Square	Std. Error of the Estimate
1	.227[a]	.052	.042	.61278

Here the beta is .208. It shows that there is there is 20.8% variation intensity in purchase intention due to independent variable. Regression results show that perceived value and purchase intention have no much strong significant results. Because perceived value has no significant importance in Pakistan yet .Adjusted R2 is .042 .It shows that the overall variation in model due to independent variable.

VI. Conclusion

The study's main purpose was to discover the relationship between the independent variable (celebrity endorsement, product packaging, and customer knowledge) and customer purchase intension. This study investigate the factors effecting customers purchase intention .The main purpose of this research was to explore above behavior in consumer products in order to arrive at a reliable and accurate results. This paper study was conducted for questionnaire

© 2015 Global Journals Inc. (US)

improvement and development. The sample size was 100 questionnaires in such type of studies which was considered as an average. Data found reliable to all variable. Regression process was executed to find out the results. In this study all independent variable (customer knowledge, celebrity endorsement, product packaging, and perceived value) and dependent variable (purchase intention) are positively correlated with each another and shows the significant results, but one of the independent variable perceived value does not show the highly significant results because this variable is not really common in Pakistan. If a customer has knowledge about the product and know about its features it's obviously increase its purchase intention. Celebrity endorsement also influences on purchase intention because when a celebrity attach with any product it increases the products worthiness and reliability in consumer's mind.

Product packaging have effect on conscious customer because they rely on product's packaging product packaging are of two types one include the simple packaging and the other include the colorful packaging the customer attracts toward colorful packaging than simple packaging. Company must disclose all benefits and features of product that it will increase the customer knowledge. Its ultimately increase the customer's purchase intention. There is a good chance for company to catch customer attention towards product by advertised it with the celebrity.

References Références Referencias

1. Abdul Razak, K., & Kamarulzaman, K. (2009). Malay culture and consumer decision-making styles: an investigation on religious and ethnic dimensions. *Jurnal Kemanusiaan Bil, 11,* 14-28.
2. Anholt, S. (2000), The nation as brand, *Across the Board*, Vol. 37, No. 10, pp. 22-7.
3. Ann, MF. (2008), The digital consumer valuable partner for product development and production, *Cloth. Textiles Res. J.,* 26 (2): 177-190.
4. Berner, R., Khermouch, G. and Pascual, A. (2001), Retail reckoning, *Business Week Online*, www.businessweek.com/magazine/content/01_50/b3761089.htm
5. Blackwell, R. D., Miniard, P. W. and Engel, J. F. (2001), *Consumer Behavior*, The Dryden Press, Orlando, FL.
6. David, HS. And Benedikte, A. (2004), Factors predicting the effectiveness of celebrity endorsement advertisements, *Eur. J. Mark.,* 38(11/12): 1509-1526.
7. Dileep, KM. (2006), Role of packaging in marketing product and organization, www.indianmba.com/faculty-column/Fc337/fc337. html.
8. Fung, RYK. , Chong, SPY. And Wang, Y. (2004), A Framework of Product Styling Platform Approach: styling as intangible modules. *Concurr. Eng.,* 12 (2).
9. James, FP. (2002), Experience use History as a segmentation tool to examine golf travelers' satisfaction, perceived value and repurchased intention. *J. Vacat. Mark.,* 8(4) :332-342.
10. Keller, K. L. (2001), Building customer-based brand equity: creating brand resonance requires carefully sequenced brand-building efforts, *Marketing Management*, Vol. 10, No. 2, pp. 15-19.
11. Madahi, A. and Sukati, I. (2012) The Effect of External Factors on Purchase Intention amongst Young Generation in Malaysia. *International Business Research;* Vol. 5, No. 8; 2012.
12. Moschis, P. G., (1976), Social Comparison and Informal Group Influence, *Journal of Marketing Research*, Vol. 13, No. 3, pp. 237-244.
13. Nah-Hong, LN. (2007), The Effect of Brand Image and Product Knowledge on Purchase Intention Moderated by Price Discount. *J. Int. Manage. Stud.*, Vol 2.
14. Payne, A., Holt, S. (2001), Diagnosing Customer Value: Integrating the Value Process and Relationship Marketing. *Br. J. Manage.,* 12(2): 159-182.
15. Rao, AR. And Monroe, KB. (1988), The moderating effect of prior knowledge on cue utilization in product evaluations. *J. Consum. Res.*, 15: 253-264.
16. Satish, J. And Peter, K. (2004), Customer Response Capability in a Sense-And-Respond Era The role of customer knowledge process. *J. Acad. Mark. Sci.*, 32 (3): 219-233.
17. Shafiq, R., Raza, I. and Zia ur Rehman, M. (2011), Analysis of the factors affecting customers' purchase intention: The mediating role of perceived value. *African Journal of Business Management* Vol. 5(26), pp. 10577-10585.
18. Snoj, B., Korda, P. A., Mumel, D., (2004), The relationships among perceived quality, perceived risk and perceived product value, *Journal of Product & Brand Management,* Vol. 13, pp. 156-167.
19. Tung-Zong, C. And Albert, RW. (1994), Prices, Product information, and purchase intention: An empirical study. *J. Acad. Mark. Sci.,* 22(1):16-27.
20. Witt, E. B., Bruce, D. G., (1972), Group Influence & Brand Choice Congruence, *Journal of Marketing Research*, Vol. 9, No. 4, pp. 440-443.
21. Witt, E. T., (1969), Informal social group influence on consumer brand choice, *Journal of Marketing Research*, Vol. 6, No.4, pp. 443-476.

© 2015 Global Journals Inc. (US)

This page is intentionally left blank

© 2015 Global Journals Inc. (US)

Global Journal of Management and Business Research: a Administration and Management
Volume 15 Issue 2 Version 1.0 Year 2015
Type: Double Blind Peer Reviewed International Research Journal
Publisher: Global Journals Inc. (USA)
Online ISSN: 2249-4588 & Print ISSN: 0975-5853

Study of the Leadership Styles Considering Gender Differences

By Antônio Del Maestro Filho, Cleuza Lúcia Pimenta & Karine Mirielle de Almeida Borges

Universidade Federal de Minas Gerais - UFMG, Brazil

Abstract- This work presents gender differences within the Blake and Mouton (2000) model. The scenario is the labor market in the metropolitan region of Belo Horizonte (Brazil), where equally female and male leadership styles are compared. This is a research field of quantitative character (survey), of 102 executives, both men and women. The results indicate that the female leadership style is similar to the male. Both have the dominant style of the Country Club, which is characterized by careful attention to the needs of the subordinates, and a strong emphasis on people. However, women have as subdominant style guidance for staff, where predominates the balance between concern for production and people, while men interact in the impoverished style, with low concern for production and people. Search results recommend new agenda addressing impacts of cultural values in the style of female leadership.

Keywords: leadership style, female leadership, blake and mouton model, gender, knowledge, skills and attitudes.

GJMBR - A Classification : JEL Code : H83

STUDYOFTHELEADERSHIPSTYLESCONSIDERINGGENDERDIFFERENCES

Strictly as per the compliance and regulations of:

© 2015. Antônio Del Maestro Filho, Cleuza Lúcia Pimenta & Karine Mirielle de Almeida Borges. This is a research/review paper, distributed under the terms of the Creative Commons Attribution-Noncommercial 3.0 Unported License http://creativecommons.org/licenses/by-nc/3.0/), permitting all non-commercial use, distribution, and reproduction in any medium, provided the original work is properly cited.

Study of the Leadership Styles Considering Gender Differences

Antônio Del Maestro Filho [α], Cleuza Lúcia Pimenta [σ] & Karine Mirielle de Almeida Borges [ρ]

Abstract- This work presents gender differences within the Blake and Mouton (2000) model. The scenario is the labor market in the metropolitan region of Belo Horizonte (Brazil), where equally female and male leadership styles are compared. This is a research field of quantitative character (survey), of 102 executives, both men and women. The results indicate that the female leadership style is similar to the male. Both have the dominant style of the Country Club, which is characterized by careful attention to the needs of the subordinates, and a strong emphasis on people. However, women have as subdominant style guidance for staff, where predominates the balance between concern for production and people, while men interact in the impoverished style, with low concern for production and people. Search results recommend new agenda addressing impacts of cultural values in the style of female leadership.

Keywords: leadership style, female leadership, blake and mouton model, gender, knowledge, skills and attitudes.

I. Introduction

The new technologies have promoted deep changes in the business world. Despite many achievements, humanity is still experiencing economic and social contrasts. Technological advances have accounted for new job opportunities, higher performance, higher profitability, better results, but also generated unemployment and adversely affect the quality of life according to Chiavenato and Matos (2002).

The great dilemma of contemporary society is to understand that there will be no social and economic development with justice if there are not equal opportunities for men and women. No vision of progress may waive this condition of freedom, according to Beauvoir (1997).

Women, by their transformative style, find out the potential of people, establishing partnerships align the differences, and can obtain the commitment of the team. This type of leadership is essential for new millennium organizations. In order to ensure business continuity, companies need professionals with ability and skill to dare and to anticipate market demands, according to Drucker (2001).

Author α ρ: Universidade Federal de Minas Gerais UFMG – Faculdade de Ciências Econômicas – Departamento de Ciências Administrativas. Belo Horizonte – MG. Brazil.
e-mails: profmaestro@gmail.com, karinemirielle@gmail.com
Author σ: Centro Universitário UNA e Faculdade SENAC – MG. Belo Horizonte – MG. Brazil. e-mail: cleuzapimenta@hotmail.com

As consequence of technical world, people have become hostages of the deep structures and habits over which they have not true consciousness. It is necessary to review the existing leadership styles and the prevailing powers that disconnect the emotions, the "how" of the intellect (rational form).

In this context the inequality of opportunities in the most senior levels of companies, focused in particular on gender, has been studied in several countries. Subject matter experts have contributed to the enrichment of the topic within organizations and identified the impact on business results. It is suggested that the leadership turned to the genre brings some important considerations.

Thus, authors such as Delgado and Cappellin (2000), argue that the role of women in society should be discussed not only in terms of the labor market, but within a broader perspective of democracy and a strategic vision to minimize social exclusion. The share of women, especially in the last century, it was important for the social democracy, which has the gender equality as principle, Beauvoir (1997). For this author, after the process of emancipation of women, the society and especially the organizations have gained a more human dimension, and both recognize the differences between genders. It was created new ways for a innovate complementarity of gender.

In this perspective, this study aimed to identify whether gender differences are related to the different leadership styles of managers in managerial level. So, we conducted a field survey of interpretative and quantitative character, with a sample of 102 executives, men and women in positions of leadership in the metropolitan region of Belo Horizonte (Brazil).

II. Theoretical Review

This work presents a historical overview of the several leadership approaches, starting with the characteristics and traits, behavior, style, contingency (situational) approach, Neo-charismatic approach, with greater focus on Blake and Mouton model (Managerial Grid).

a) Historical Overview of the Several Leadership Approaches

Of interest to scholars throughout the 20th century, the trait approach was one of the first systematic attempts to study leadership. Trait is

© 2015 Global Journals Inc. (US)

considered a quality or characteristic of distinct personality. In this conception, leaders are the ones who have some specific personality traits that distinguish them from other people.

It is also known as leadership approach of "Great Man", advocated by Carlyle (1795-1881) (Carlyle, 2001) to explain the progress of the world was the product of personal achievements of some people who dominate the history of humanity. Each author specifies some personality traits that define a leader: to Tead, cited by Lewin et al. (1951) , the leader must have physical and nervous energy, a sense of direction and enthusiasm, integrity, control, decision, intelligence, an ability to teach and faith; while for Barnard (1948), the leader needs to have perception, knowledge, good memory, creativity, persistence, patience and courage. Since Walt and Doty (1954) also cited by Lewin et al. (1951), believe that the main features of the leaders are flexibility, need for achievement, positivism and reliable ethical standards.

Although some common attributes were discovered, much of this research is contradictory (Stogdill, 1979). For many researchers, it was proved, for example, that there is no relationship between the five personal characteristics attributed to the leader, such as intelligence, dominance, self-confidence, high levels of energy and activity, and the real facts of the exercise of leadership. A feature of this approach is the failure to consider the relationship with subordinates, or the situation in which the events occur. In it, only the figure of the leader is considered.

Tannenbaum, Weschier and Massarik (1972) cite the work of Gouldner (1950), who analyzed a series of investigations based on this theoretical model of leadership, supporting arguments for a conclusion that there is no reliable evidence as to the existence of universal features of leadership.

To Reddin (1981), it is not the opinion of traits that is wrong, but the absence of an approach that shows which traits are important in specific managerial situations.

According to Serpa (1990) , after the failed attempt of the leadership explanation from the identification of the leader's traits, researchers began to direct their attention to the behavior, which set a second approach, the approach behavioral.

According to Chelladurai and Riemer (1997), Behavioral Approach led many researchers to focus on what a leader does to contribute to group performance and satisfaction. The focus has shifted from individual attributes of leaders for their behavior, to the effectiveness in the direction of their followers.

Second Reddin (1981), the main leadership studies were conducted in Ohio Universities, Michigan and Harvard. In the late 40's and early 50's, several surveys were conducted at Ohio University and culminated with the publication of a series of works by the "Bureau of Business Research" of the university itself. The basic finding of this study was the identification of leadership through two independent factors, called “initial structure” basically which focus on the routines, obligations and methods and to the establishment of standards. The other was called "consideration" that reinforces the leader's behavior for friendship, emphasizing interaction and individual growth. The study of leadership advancement, these behaviors have been given a new configuration, with other terminologies: Task-oriented and Relationship-oriented leadership. Both involve different behaviors that can be effective or ineffective depending on the situation, according Maximiano (2000).

The studies of Blake and Mouton (1972), (1976), and (2000), pioneers of organizational development, using knowledge of behavioral and based on 45 years of research science, have developed an integrated system that represents a breakthrough in organizational development. This is the Managerial Grid, which provides a comprehensive framework for understanding the process of leadership and organizational behavior, allowing the analysis of the various styles of leadership and it is able to personal growth or personal development through self-development.

These researchers developed a model of leadership approach, based on a two-dimensional view, which promotes the effectiveness of leaders. This study, called Managerial Grid, includes five different types of leadership, and as a backdrop on one hand the concern for results (task) and the other concern for people (relationship). The managerial grid is formed by two axes: vertical - concern for people; and horizontal - concern for production. The shafts are divided into a scale of 9 points, resulting in 81 types of subordinates. The goal is to achieve the style (9.9), considered as level of excellence Blake and Mouton (2000). Fig. 1 illustrates the Managerial Grid.

It is observed in the Fig. 1 the five types of leadership that show significant differences in managerial performance. In coordinate (1.1) – Impoverished Style, there is the combination of minimum concern for people with low emphasis on production. Have coordinate (1.9), in the upper left corner of the figure, that shows the management Country Club Style, which demonstrates the utmost concern for people and low emphasis on production. This style requires careful attention to the needs of

© 2015 Global Journals Inc. (US)

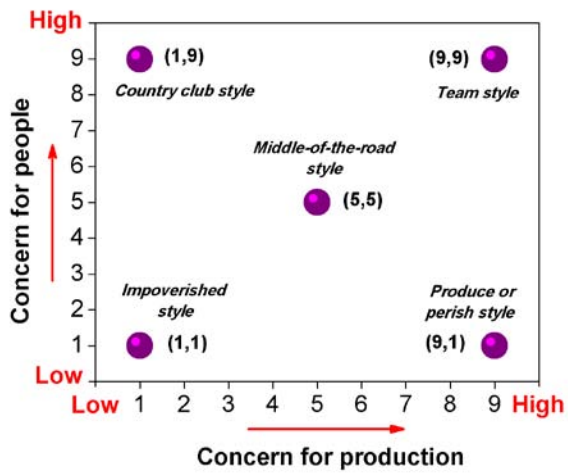

Figure 1 : The Managerial Grid from Blake and Mouton (2000)

relationships, producing a friendly ball and comfortable work pace. The style (9.1), also known as task management emphasizes authority and obedience. Concern for people is minimal, whereas with the production is maximal. The fourth managerial style known as management team is located in coordinate (9.9). This style is considered by the authors of the managerial grid as a model of excellence, considering that it produces an environment of trust and respect between people, without losing sight of organizational goals, increasing levels of involvement and commitment. The central position of the grid (5.5) depicts the approach of middle ground, which requires reaching an adequate performance of the organization through the balance between the need of work and maintaining morale of people at a satisfactory level manager. Thus, the model of Blake and Mouton (2000), provides a reference for analyzing the management style emphasizing that the effectiveness of management lies in the ideal combination of both personal factors as those dedicated to production. In order to encompass both the quantity and the quality, concern for production may be disclosed in scope and in the wisdom of the decisions, or the quality and effectiveness of services provided by the staff.

It is worth mention another leadership approach named The Situational or Contigencial approach (Hersey, P. & Blanchard, K. H., 2011). The model of Hersey and Blanchard (2000) considers the interaction of three main factors: the guidance and direction offered by the leader; the level of socio-emotional support provided by the leader; and the degree of clearance of whom is being mentored (the follower) to fulfill a specific task. These three factors are present in any leadership situation, and can be understood by people of any culture. According to those authors, the worker maturity is related with the knowledge and capacity technical to do something, while the psychological maturity refers to the willingness or motivation for achievement. However, these dimensions of maturity should be considered only in relation to a specific task to be performed (Hersey, P. & Blanchard, K. H., 2011). The leadership style that the leader should adopt with individuals or groups depends on the maturity level of the person to be influenced, as shown in Fig. 2.

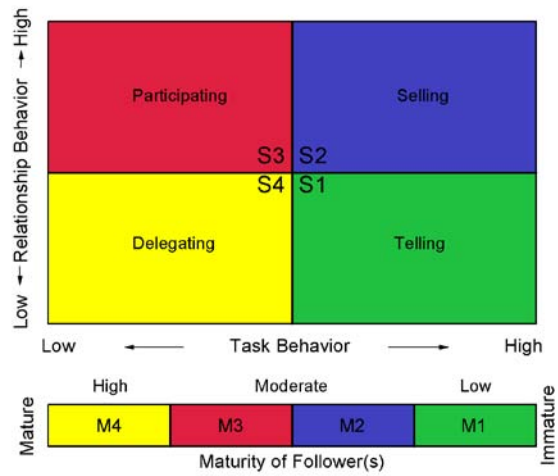

Figure 2 : Situational leadership Model from Hersey and Blanchard (2011)

The model of Hersey and Blanchard (2011) recommends the maturity of the followers as the main feature of the situation. This main idea is divided into four forms of leadership, as shown in Fig. 2, such as, sale or telling, selling, participating and delegating. Note the presence of four maturity levels of followers: low (M1), low to moderate (M2), moderate to high (M3) and high (M4).

Those authors also claim that a more mature follower requires less intense use of the authority imposed by the leader and a greater orientation relationship. Hersey and Blanchard (2011) believe that the maturity of a follower is the main feature of the situation faced by a leader. It is also important to highlight the studies of Hersey and Blanchard (2011) which show that there is no ideal leadership style. The more leaders can adapt their behavior to the circumstances with which they are dealing, the greater their power to influence. In Situational Leadership, the readiness of the follower is defined as the intensity with which he is demonstrating his willingness to perform a specific task Hersey & Blanchard (2011).

The Neo-charismatic approaches to leadership according to the thinking of contemporary authors, emphasizing new approaches that consider transactional aspects and transformational. The leader of the century, according to Covey (2002), is a professional able to develop a culture based on principles or a system, showing courage and humility to learn and grow continuously. The effectiveness of leadership follows the line between personal and

© 2015 Global Journals Inc. (US)

professional life. Leaders with vision, courage and humility learn how to learn, and grow continually, and will be an instrument of transformation.

Transactional leadership is as an exchange process, where it works for specific rewards, which can be either economic, political or psychological (Burns, 1978). This is one of the most common forms of leadership in organizations Avolio et al. (1991). They established how should be done and the reward that employees will receive if achieving success Avolio et al. (1991).

Several studies show the effectiveness of transactional leaders in maintaining performance levels of organizations. It is not expected that this style will lead the subordinates to exceed expectations with respect to its performance, but to maintain performance within the expected Sarros and Santora (2001).

Opposed to the transactional approach, transformational leadership provides an environment favorable to the development of the potential of the followers, encouraging performance improvement and promoting excellent organizational climate. This type of leadership seeks to increase awareness of the group or organization, ensuring individual growth of people, aligning individual and organizational expectations Bass and Avolio (1994). In their perception, transformational leaders are visionary, inspirational, and imbued with ideals and targets. They are capable of causing intense emotions in their followers.

The current emphasis on transformational leadership intensifies attention to the issue. It is seen as the leader's ability to establish a vision and communicate it enthusiastically and lead the way, inspiring the group to find new opportunities and overcome challenges.

This paper used the theoretical framework model of Blake and Mouton (1976), for although his studies have commenced with the behavioral theory, he develops his research for Situational approach when considering that the styles may vary according to the context.

b) Origins of Studies on Female Leadership

In studying the female leadership style, it is necessary to talk about gender issues, because to build a socially responsible company, we must ensure equity and diversity. These are some of the main challenges of contemporary organizations. It is understood by all that gender roles are assigned to men and women, in respect to constraints that society devotes to them. The senses are socially attributed to being male or female in a certain society and at a particular historical moment, according to Pandjiarjian (2006).

To Reszecki (2001), it is important to work the diversity and understand the profile of the people in the organization to achieve better management. Thus, one can enjoy the many features of these groups to gain a competitive advantage in the organization. The diversity, based on gender, has been research component in many countries. Among the major social transformations, the tendency of organizations is in this scenario include the flexible journey, distance working and the availability of child care, since most women need today is to reconcile work with family (Sina, 2005).

According to Rocha-Coutinho (1994), the women´s movement, which had its origin in western world in the 19th century, had its breakthrough in the 30s and has intensified since the 60s, when women began to claim rights and roles in public and private spheres. There were achievements and challenges in this scenario. The 20th century was marked by the growth of women's leadership in various social areas. Thousands of local and regional processes that lead to this result brought to light the need to revise the forms of human society and social organization, in order to ensure women and men equal relationships, and social organizations, with less authoritarian and hierarchical forms to exist.

In the Europe and North America the two world wars caused the entry of women into the labor market in the first half of the 20th century. In the Brazil, women's entry into the world of work was slower until the 70s, when it began to grow rapidly. In the 90s the participation of women in labor market has almost doubled from 21% to 42.7% of the economically active population (PEA). This is equivalent to 33 million workers according to the Brazilian Institute of Geography and Statistics (IBGE, 2004). In the 2000s, the percentage of working women represents approximately 60% of the active population. According to studies conducted by the International Labour Organization (ILO), this rate is similar to that of countries like England, Germany, Russia and Austria. In the United States and Switzerland, the proportion of workers is higher. In these countries the percentage of female labor reaches 63%, below the Norwegian and Swedes that point to a stake of more than 64% indicators. In the case of countries like China and South-Central Africa region, the number of working women is high, though, the hand-to-female work force is found concentrated in the agricultural sector, data from the Ethos Institute (2003). In a recent study, according to the Ethos Institute, women's participation in the labor market increased from 6% to 10.6% in 2005 (Instituto Ethos, 2005).

In the metropolitan region of Belo Horizonte, where the data of this study were collected, female participation in the labor market is 50,5%, according to the Departamento Intersindical de Estatística e Estudos Sócioeconômicos - (DIEESE, 2013).

Second Peters (1998), the female achievements in the labor market may seem apparently insufficient, but from a historical standpoint, the advances are significant considering female leaders have achieved by means of their competence, dedication and commitment, making

© 2015 Global Journals Inc. (US)

every effort to face new challenges. It is noticed that the woman has contributed to the talented fashion business world, achieving positive results, and gaining success and recognition.

In view of Lipovetsky (2000), women face the harsh reality of combining three functions: professional, a wife and mother. Managing this "triple shift" work with the social requirement to be successful in the three assignments is no easy task. To undertake this mission without stress, physical and emotional exhaustion, the support of everyone involved, which does not always happen in practice, is needed.

Studies of Sina (2005) show that women are proving more competent in certain attitudes such as, ability to harmonize opposites, ability to add differences, determination, persistence, charisma and tenacity to add value to drive processes, people and projects. Therefore, organizations want women not only for their emotional side, but, principally, by their personalities and abilities to adapt to changes (Lipovetsky, 2000).

In the analysis of new opportunities and experiences of integrating women into the world of work, it is important to emphasize the concept, increasingly present in the literature, that human resources are or should be an integral and fundamental part of the strategies for organizational productivity and competitiveness according Delgado et al. (2000).

c) Female Style of Leadership

According to Canha (1998), the female style of leadership, is comprised of: teamwork, listening to subordinate, seeking consensus, people orientation, tolerance and ability to resolve conflicts, and involves skills valued in today's organizations. Along the same lines, Machado (1999) signaled the female vocation for leadership style oriented people, as described in Managerial Grid of Blake and Mouton (2000). In this context Goleman (1999), emphasizes that women's leadership promotes some relevant considerations and concludes that women are causing the difference of the workforce organizations.

The feminine vision seeks to encourage the participation of employees and the division of responsibilities. Companies can benefit from this style of leadership primarily in long-term projects, in which the quality of the relationship on the team is crucial for the result of the work, Arango (1991).

Leite (1994), emphasizes that the essential characteristics of the female way of managing are currently the most valued by companies, i.e. greater attention to detail, perseverance and teamwork. Still, according to the author, the corporate world is transforming and discovering that certain executive skills are indispensable to the new management model. The characteristics referred to the author are: cooperative style, willingness to work and share decisions, and the use of intuition in analysis and troubleshooting. This requires a combination of typical women's and men's attributes. The most suitable for organizations is therefore to combine the traditional model, developed by men to women, as both can contribute to the organization's success (Loden, 1996). According to the author the work teams that mix men and women achieve better results. This same premise is confirmed in studies by Baron-Conhen (2004), which shows that men like to contribute ideas, while women care about tasks, a partnership that improves the management of conflicts and maintain harmony among the members group.

We believe that the challenge of women in 21th century is to change the organizational values, considering gender differences. It is noteworthy that there is a pressing need to build a new style of leadership that integrates and values and male and female characteristics, since the feminine attributes in isolation, detached from knowledge and other skills do not ensure the quality of leadership style and can even compromise organizational outcomes. Other authors such as Todaro et al (2002) argue that the proposal to be a leader is not equally applicable to both genders and the scarcity of women in senior management is due to their lack of motivation for management positions.

III. Methodology

This study aimed to identify whether gender differences are related to the different leadership styles of managers in managerial level. So, we conducted a field survey of interpretative and quantitative character, cross-sectional, with sample quotas and per convenience of 102 executives, men and women in positions of leadership in the metropolitan region of Belo Horizonte. The survey instrument used, adapted by Moraes (1995), was a self-completion questionnaire, divided into two parts: the first covers the demographic and occupational data for identification of participants; the second consisted of twelve questions, ordered, each with four alternatives, analyzing the data on Managerial Style, informed in writing and without the presence of the interviewer.

The sample was selected from eighty (80) companies, among the one hundred (100) larger companies of SESI – Serviço Social da Indústria, entity FIEMG System – Federação das Indústrias do Estado de Minas Gerais located in the metropolitan region of Belo Horizonte. To obtain a 95% assurance margin, 51 women and 51 men have been interviewed, according to the orientation Malhotra (2006). The data was analyzed using a simple statistical approach and Z test for proportions, making use tools of the Excel software. The results were obtained by the number of times that the phenomenon occurred, using as parameter of Blake and Mouton model, adapted by Moraes (2005). The responses of the investigation were obtained numerically and accurately, generating tables that illustrate the search result.

© 2015 Global Journals Inc. (US)

IV. Results

The profile analysis shows that women and men have similar levels of education. The majority of respondents, 51% of women and 55% of men have undergraduate, with 25% of women and 20% of men have some graduate course. However, in relation to Masters level men are the majority, 25%, against 14% of women. As to age, (53%) women and (41%) of men are concentrated in the range between 41 to 50 years. Largely men (35%) have more than 50 years. The presence of women in this same range is significantly smaller.

Data analysis has shown that there is a great discrepancy between the numbers of direct subordinates of female to male leadership. Working time at company revealed that the highest concentration of male leadership, around 53%, has time home between 5 and 8 years. This same data regarding women is 63% with service time below 4 years. It is emphasized that the male leadership has been in office for more than eight years (31%), whereas among women are only 10% in the same period in office.

Analyzing leadership styles, according to the management style of Blake and Mouton, it was found that most of the female sample can be characterized as Country Club Style (1,9), also known as Club Campestre. Another predominant style also among the female population studied was the Team Style (9,9). It was found also that the orientation Country Club (1,9) is also predominant in men (43%), as shown in table 1.

Table 01 : Predominant Style

Style	Predominance		Percentage (%)	
	Female	Male	Female	Male
Country Club (C)	34	22	67	43
Team (B)	09	09	17	18
Impoverished (D)	08	20	16	39
Total	51	51	100	100

This type of leadership is characterized by care leading to the needs of subordinates, with a style marked by strong emphasis on people. The attention focuses on areas where people feel good or express satisfaction.

As regards the establishment of objectives, analysis of Table 2 shows that (39%) of women and (52%) of men interact in Country Club Style (1,9). In this orientation, the leader aims to help each subordinate to establish the goals, through open discussions and not directed.

Table 02 : Creating goals with employees

Quadrant	Sample		% of sample	
	Female	Male	Female	Male
Country Club (1.9)	20	27	39	52
Others styles	31	24	61	48
Total	51	51	100	100

Regarding the decision-making power (47%) of women interact in Country Club Style. This type of leader considers the decision making as an opportunity to participate. On the other hand, (57%) of men interact in the Impoverished Style. In this situation leader postpones, instead of deciding. Table 03 illustrates the situation.

Table 03 : How to give decision-making power to employees

Quadrant	Sample		% of sample	
	Female	Male	Female	Male
Country Club (1.9)	24	12	47	23
Impoverished	12	29	24	57
Others styles	15	10	29	20
Total	51	51	100	100

Another interesting aspect found in the research that guided this work concerns the recognition of subordinate performance. In this sense both women (45%) as men (86%) interact in Country Club Style, as shown in table 04. The leader in this approach enhances the performance of subordinates, creating a harmonious atmosphere, and encourages people to be nice, cordial and mutually caring.

Table 04 : Performance of Subordinates

Quadrant	Sample		% of sample	
	Female	Male	Female	Male
Country Club (1.9)	23	44	45	86
Impoverished (1.1)	19	07	37	14
Others styles	09	00	18	00
Total	51	51	100	100

Finally, as regards the management of conflicts, both genders interacts with subordinates on female Impoverished Style (90%) and male (98%), indicating a low level of intervention in these situations. Thus, the unpleasant events are noted, but ignored.

It is important to note that the leader who interacts under these conditions always responds to complaints, but never forwards to top management. This behavior generates low creativity and productivity, and consequent negative impacts on the careers of leaders and organizations. In the other words, the solution of the problem is postponed, avoiding confrontation. Table 05 illustrates the situation.

Table 05 : Guidance to staff

Quadrant	Sample		% of sample	
	Female	Male	Female	Male
Impoverished (1.1)	33	27	65	53
Others styles	18	24	35	47
Total	51	51	100	100

V. Conclusion

The analysis of management styles performed in this study aimed to investigate the dominant style of leadership in women in Greater Metropolitan Belo

© 2015 Global Journals Inc. (US)

Horizonte (Brazil) revealed that men and women have similarities in leadership style, with only a few minor differences, especially regarding the frequency with which interact with their followers. The predominant style in both is the Country Club - women 67% and men 43%, which suggests that gender does not discriminate on the style.

The Country Club Style, present both in women as in men, has an orientation to people, although it is not recommended by the authors Blake and Mouton (2000) as an ideal style. These professionals, so attuned to the current discourse, seek to humanize organizations. Leaders are able to build a relationship based on respect, ethics and values.

Regarding the subdominant style it is observed that women behave differently from men. In this orientation it is positioned in the model considered ideal - "Team Style" praised as a dynamic style of leadership in which people have to remain competitive to survive the challenges of the modern world, equaling the team commitment to the goals of production. Most men are presented as the subdominant style "depleted", characterized by low concern for production as well as with people, which uses minimal effort to make it work is conducted, without which it is not possible to keep in the organization. This behavior can be explained in part by accelerating change, the need to reduce costs and the instability arising from the globalized economy. All this creates in people a sense of shyness, a fear of making decisions, and taking risks, limiting them to stay in "their zone" and perform basic tasks to ensure their survival.

Thus, the leadership style depends on the some variables such as, team profile, type and maturity of organization. Also, it varies according to the area of operations of the company, the type of role that person plays, his professional experience, technical expertise, the market in which the company operates, and its external environment. This could help to build an effective relationship, considering different people and cultures, since that human labor will increasingly depend on knowledge, skills and attitudes.

Finally, when one understands the complexity of leadership, one realizes that there is still a long way to go and much to learn about the various limitations imposed on people in leadership roles. The literature on this subject, especially in regard to gender, still requires more research and empirical support. Given these findings, further studies are recommended, especially on the impact of cultural values in the style of women's leadership and gender comparison among other important variables of organizational behavior, such as: the impact of gender on organizational effectiveness; motivation; conflicts; quality of life at work and commitment. Because of the relevance of the topic, it requires further scientific investigation. We believe that diversity policies, especially the genre, generate positive differences by ensuring a stimulating and productive environment.

VI. Acknowledgements

We thank the suggestions made by Mrs. Julia Maffei and Dr. Pablo Damasceno Borges.

References Références Referencias

1. Arango, L. G. (1991). Mujer, religión e industria: Fabricato 1923-1982. Medellín, Colombia: Ed. Universidad de Antioquia.
2. Avolio, B. J.; Waldman, D. A. & Yammarino, F.J. (1991). Leading in the 1990s: The four I's of transformational leadrship. Journal of European Industrial Training , 15, 9-16.
3. Barnard, C. I. (1948). The nature of leadership. In: C. Barnard, Organizational Management. Cambridge: Harvard University Press.
4. Baron-Conhen, S. (2004). Diferença essencial: a verdade sobre o cérebro de homens e mulheres. Rio de Janeiro: Objetiva.
5. Bass, B. M. & Avolio, B.J. (1994). Shatter the glass ceiling: Women may make better managers. Human Resource Management , 549-561.
6. Beauvoir, S. d. (1997). O segundo sexo: fatos e mitos. Espanha: Randon.
7. Blake, R. R. & Mouton, J. S. (1972). Estruturação de uma empresa dinâmica através do desenvolvimento organizacional do tipo Grid. São Paulo: Edgard Blucher.
8. Blake, R. R. & Mouton, J. S. (1976). Grid gerencial. São Paulo: Pioneira.
9. Blake, R. R. & Mouton, J. S. (2000). O Grid Gerencial III: A chave para a liderança eficaz. São Paulo: Thomson Pioneira.
10. Burns, J. M. (1978). Leadership. New York: Harper & Row Publishers.
11. Canha, I. (1998). Prontas para o assalto. Revista Executive Digest .
12. Carlyle, T. (2001). On Heroes, Hero-Worship, and The Heroic in History. Pennsylvania: The Pennsylvania State University.
13. Chelladurai, P., & Riemer, H. (1997). A classification of facets of athlete satisfaction . Journal of Sports Management , 134-159.
14. Chiavenato, I & Matos, F. G. de. (2002). Visão e Ação Estratégica. São Paulo: Prentice Hall.
15. Covey, S. R. (2002). Liderança baseada em princípios. Rio de Janeiro: Campus.
16. Delgado, D. G.; Cappellin, P. & Soares, V. (2000). Mulher e trabalho: experiências de ação afirmativa. São Paulo: ELAS/ Boitempo Editorial.
17. DIEESE. (2013). DIEESE - Departamento Intersindical de Estatística e Estudos Socioeconômicos. Acesso em 2013, disponível em

© 2015 Global Journals Inc. (US)

DIEESE - Departamento Intersindical de Estatística e Estudos Socioeconômicos: http://www.dieese.org.br/
18. Drucker, P. F. (2001). O Homem, a Administração e a Sociedade. São Paulo: Nobel.
19. Goleman, D. (1999). Do que é feito um líder. HSM Management .
20. Gouldner, A. W. (1950). Studies in Leadership: Leadership in Democratic Action . New York : Harper and Brothers .
21. Hersey, P. & Blanchard, K. H. (2011). Psicologia para administradores: A teoria e as técnicas da liderança situacional. São Paulo: EPU.
22. IBGE. (2004). IBGE Instituto Brasileiro de Geografia e Estatística. Acesso em 05 de Maio de 2005, disponível em IBGE Instituto Brasileiro de Geografia e Estatística: www.ibge.gov.br
23. Instituto Ethos. (2003). Perfil social, racial e de gênero das 500 maiores empresas do Brasil e suas ações afirmativas.
24. Instituto Ethos. (2005). Perfil social, racial e de gênero das 500 maiores empresas do Brasil e suas ações afirmativas.
25. Leite, C. L. (1994). Mulheres: muito além do teto de vidro. São Paulo: Atlas.
26. Lewin, K. (1951). Field Theory in Social Science. New York: Harper & Row.
27. Lipovetsky, G. (2000). A terceira mulher: permanência e revolução do feminino. São Paulo: Companhia das Letras.
28. Loden, M. (1996). Implement Diversity: Best pratices for making diversity work in your organization. Chicago, IL: McGraw Hill Education.
29. Machado, H. V. (1999). Tendência do comportamento gerencial da mulher empreendedora. EnANPAD .
30. Malhotra, N. (2006). Pesquisa de Marketing: uma orientação aplicada (4 Edição ed.). São Paulo , SP: Bookman Comapnhia.
31. Maximiano, A. (2000). Introdução à Administração. São Paulo: Atlas.
32. Moraes, L. F. (1995). Diagnóstico do modelo de gestão da Santanense. Universidade Federal de Minas Gerais, Belo Horizonte.
33. Moraes, L. F. (2005). O modelo de liderança de Blake e Mouton. Faculdades Integradas de Pedro Leopoldo, Pedro Leopoldo.
34. Pandjiarjian, V. (2006). O mundo no masculino e no feminino: a lei dos gêneros. Acesso em 18 de Janeiro de 2006, disponível em Agende Açoes em Gênero Cidadania e Desenvolvimento: www.agende.org.br/dados-pesquisa/feminismoaleidosgeneros
35. Peters, T. (1998). O poder das mulheres. HSM Management , 14-18.
36. Reddin, W. (1981). Eficácia gerencial. São Paulo: Atlas.
37. Reszecki, M. (2001). Diversidade Cultural: Analisando a ocupação de mulheres em cargos de média e alta administração. Cadernos de Pesquisa em Administração .
38. Rocha-Coutinho, M. L. (1994). Tecendo por trás dos panos: a mulher brasileira nas relações familiares. Rio de Janeiro: Rocco.
39. Sarros, J. C. & Santora, J. C. (2001). The transformational-transactional leadership model in practice. Leadership & Organization Develoment Journal, 383-394.
40. Serpa, S. (1990). O treinador como líder: panorama actual da investigação. Ludens, 23-32.
41. Sina, A. (2005). Mulher e trabalho: o desafio de conciliar diferentes papéis na sociedade. São Paulo: Saraiva.
42. Stogdill, R. (1979). Handbook of leadership: A survey of theory and research. New York: Free Press.
43. Tannenbaum, R.; Weschler, I. R. & Massarik, F. (1972). Liderança e Organização: uma abordagem de ciência do comportamento. (A. B. Simões, Trad.) São Paulo: Atlas.
44. Todaro, R., Godoy, L. &. (2002). Desempeño laboral de hombres y mujeres: opinan los empresários. Cadernos Pagu , 197-236.

© 2015 Global Journals Inc. (US)

Global Journal of Management and Business Research: a Administration and Management
Volume 15 Issue 2 Version 1.0 Year 2015
Type: Double Blind Peer Reviewed International Research Journal
Publisher: Global Journals Inc. (USA)
Online ISSN: 2249-4588 & Print ISSN: 0975-5853

Leading Innovation Change in Today's Competitive Environment

By Prof. Edel Lemus & Dr. Prof. Miguel A. Orta

Carlos Albizu University, United States

Abstract- The purpose of this article is to explore the existing relationship between leaders and today's competitive environment and innovation. The three strategies that leaders (as cited in Cumming, 1998) can use to create a climate that encourages innovation are (1). The foundation of creativity, (2). The application of a new idea and (3). The applicability of a successful concept. Legrand and Weiss (2011) reveal that 80% of the leaders in the organization believe that innovation is important for the organization's future success. Bill Gates, the former Chief Executive Officer (CEO) of Microsoft clearly believed and understood that innovation is important element for organizational success. Innovation is the engine for growth for all businesses in the 21 century. Innovation and creativity (as cited in Angle, 1989) shared similar characteristics. Corporate culture and a climate that encourages innovation are two factors that are often found within the leadership literature. Therefore, a leader needs to understand the applicability of the living system theory among individuals and organizations by reshaping the social progress of the business world as noted by Vancouver (1996).

Keywords: leadership, innovation, culture, living system theory, competitive environment.

GJMBR - A Classification : JELCode : H89

LEADINGINNOVATIONCHANGEINTODAYSCOMPETITIVEENVIRONMENT

Strictly as per the compliance and regulations of:

© 2015. Prof. Edel Lemus & Dr. Prof. Miguel A. Orta. This is a research/review paper, distributed under the terms of the Creative Commons Attribution-Noncommercial 3.0 Unported License http://creativecommons.org/licenses/by-nc/3.0/), permitting all non-commercial use, distribution, and reproduction in any medium, provided the original work is properly cited.

Leading Innovation Change in Today's Competitive Environment

Prof. Edel Lemus[α] & Dr. Prof. Miguel A. Orta[σ]

Abstract- The purpose of this article is to explore the existing relationship between leaders and today's competitive environment and innovation. The three strategies that leaders (as cited in Cumming, 1998) can use to create a climate that encourages innovation are (1). The foundation of creativity, (2). The application of a new idea and (3). The applicability of a successful concept. Legrand and Weiss (2011) reveal that 80% of the leaders in the organization believe that innovation is important for the organization's future success. Bill Gates, the former Chief Executive Officer (CEO) of Microsoft clearly believed and understood that innovation is important element for organizational success. Innovation is the engine for growth for all businesses in the 21 century. Innovation and creativity (as cited in Angle, 1989) shared similar characteristics. Corporate culture and a climate that encourages innovation are two factors that are often found within the leadership literature. Therefore, a leader needs to understand the applicability of the living system theory among individuals and organizations by reshaping the social progress of the business world as noted by Vancouver (1996).

Keywords: leadership, innovation, culture, living system theory, competitive environment.

I. Introduction

This article will introduce the importance of innovation and creativity. Leaders in today's complex business world environment cannot close the gap of innovation. The three principal foundation strategies are (1). Leading innovation, (2). Culture innovation and (3). Organizational practices for innovation. Survey studies, results indicate that 70% of organizations reported that their main priority is innovation. However the research also revealed that there is less than 20% innovation training conducted. Thus organizations must increase the amount of innovation training conducted. Building strong organization value depends on two criteria (1). Innovation and (2). Creativity.

The specific courses of action that would be appropriate to implement innovation initiatives in an organization is found in a sequence of five steps. The five steps are (1). Inventing, (2). Developing, (3). Diffusing, (4). Integrating and (5). Monitoring. Najmaei, (2014) writes that organizations should be able to comprehend and understand the best relationship that exists between "firm's structure, leadership, culture and systems"(p.68). The researchers have been able to identify five companies from different industries that have change the course of action plan to implement innovation and these are IBM, Dell Computer, Lufthansa Airlines, Southwest Airline and American Airlines, Chevron. The organization success lies in the business performance and capability of adopting of new technology product.

Leadership has a direct relationship with organizational structure and the strategy employed by the organization. Research studies indicate that culture play a vital role within the organization, because provide adequate resources and motivate employees to perform at a high level. A company that has proven result of its innovation operational change is General Motor (GM). Therefore, the main philosophy of leading innovation change is the adaptation of new changes in the global market arena.

II. Literature Review

According to Kenny and Reedy (2006) the three strategies that leaders (as cited in Cumming, 1998) can use to create a climate that encourages innovation are (1). The foundation of creativity, (2). The application of a new idea and (3). The applicability of a successful concept. The foundation of creativity can be defined as the way of thinking by improving and promoting a new product. The application of a new idea is understood as a consistent improvement of creativity and identifying innovation values that are critical to the organization. The applicability of a successful concept encompasses by establishing a new product and services in its market industry, meeting the organizations demand.

Rogers (1995) defined innovation as any practice or idea provided by a new individual. Also, innovation is the fundamental principle of a firm outcome. For instance, Muffatto (1998) prescribe that a successful leader is the one that is capable of motivating innovation in the organizational climate and able to incorporate new innovation outcomes. Chan et

Author α: A.B.D.M.I.B.A is an assistant professor in the Business Department (School of Business) at Carlos Albizu University.
e-mail: edellemus@hotmail.com
Author σ: J.D.M.I.B.A. is a Participating Professor in the Business Department (School of Business) at H. Wayne Huizenga School of Business and Entrepreneurship in Nova Southeastern University.
e-mail: orta@nova.edu

© 2015 Global Journals Inc. (US)

al., (2004). Therefore, innovation and creativity can be form by organizational culture (Kenny, & Reedy, 2006).

The research study of Legrand and Weiss (2011) reveals that 80% of the leaders in the organization believe that innovation is important for the organization's future success. In addition, leaders in today's complex business world environment cannot close the gap of innovation. Moreover, the "close gap of innovation" is constructed under three principal foundation strategies. The three principal foundation strategies are (1). Leading innovation, (2). Culture innovation and (3). Organizational practices for innovation.

Leading innovation requires a leader to influence individuals and groups in the organization where they can innovate by creating a supportive and better strategic decision making among cross-functional team projects. Survey studies, results indicate that 70% of organizations reported that their main priority is innovation and that there is less than 20% innovation training be conducted. Thus organizations must increase the amount of innovation training conducted.

Culture innovation relates directly to the organization's leader by focusing on seven major characteristics: (1). Followers need to understand the organization's direction, (2). Leaders need to promote within the organization innovation's priority, (3). Executive teams are required to think about new innovative practices avenue, (4). Leaders and followers need to open a trusting communication channel relationship, (5). Leaders need to reinforce the effectiveness among cross-functional teams projects, (6). Leaders need to engage their innovation strategy by delivering new values and (7). Leaders are required to balance their innovation thinking process by supporting Human Resource (HR), Information Technology (IT) and Finance department which evidently can promote the success of the organization. Therefore, the researchers suggest that organizations must invest on their leaders and most importantly align their innovation plan (Legrand, & Weiss, 2011).

Leaders in order to create a climate that supports and encourages innovation, must possess effective skills to influence others in the organization. In addition, a leader needs to persuade people by creating short-term sacrifices and establishing long-term implementation benefits. Moreover, a leader needs to develop four influence tactic skills and these are: (1). Impression management tactics, (2). Political tactics, (3). Proactive tactics and (4). Reactive tactics. Certo and Certo (2012) define leadership as a process of directing behaviors toward accomplishing some objectives through people.

Bill Gates, the former Chief Executive Officer (CEO) of Microsoft understands that innovation is important for organizational success. He believe that leaders that promote innovation are now needed more than ever before. Building strong organization value depend on two criteria (1). Innovation and (2). Creativity. Therefore, influence tactics for the past twenty years have change the thinking perspective of global leaders (Yulk, 2010).

Figure 8.1: Top Nine Important Sources of Innovation (based on % net agree)

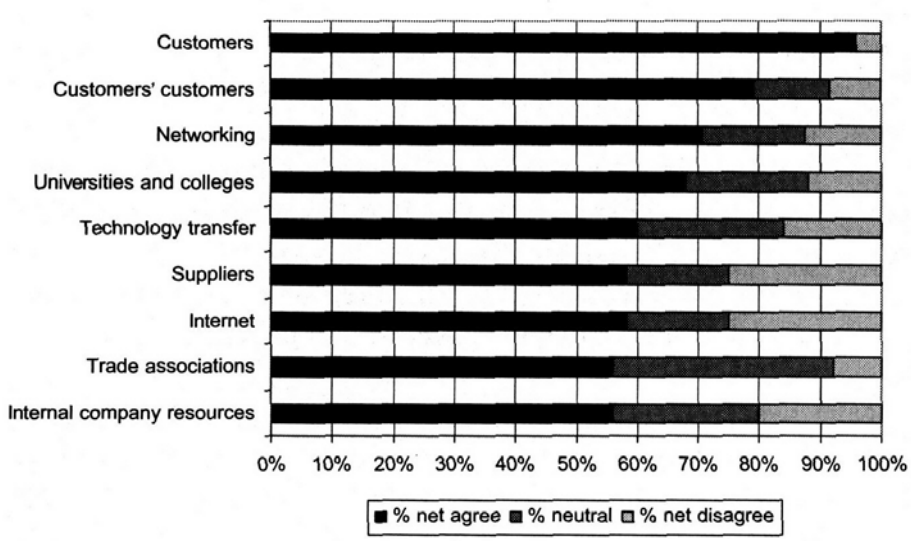

(Kenny, & Reedy, 2006, p.132)

© 2015 Global Journals Inc. (US)

The above Figure 8.1: illustrate the top nine important sources of innovation from a Likert Scale strongly disagree 1 to strongly agree 5.

III. Appropriate Course of Action Plan to Implement Innovation Initiatives in an Organization

The specific courses of action that would be appropriate to implement innovation initiatives in an organization is covered in a sequence of five steps. The five steps are (1). Inventing, (2). Developing, (3). Diffusing, (4). Integrating and (5). Monitoring. The first step in the course of action plan to implement innovation is inventing that illustrate the process of a new idea covered in four phases (1). Technology ideas, (2). Product ideas, (3). Process ideas and (4). Management ideas. Evidently technology ideas will help the organization to diffuse the company's information across the globe by utilizing the most up dated technology in the market. Under product ideas the organization will develop an adequate research and development plan by relating directly to the demand of the product in the market. The process of ideas can encompass the improving of the manufacturing process and redesigning the organization's work station productivity. The management ideas under inventing is the focus of redesigning the organization as Certo and Certo (2012) writes "human resource management, redesigning organizational structure, changing organizational leadership, or refining competitive strategy"(p.485).

The second step in the course of action plan to implement innovation is developing where the organization has the opportunity to turn the innovation process into practical ideas. For example, 3M Company has become famous worldwide for developing new ideas and by establishing a simple process which encourages employees and managers to work together. The third step in the course of action plan to implement innovation is diffusing where the innovation process in this step takes place after the idea is implemented. The organization at this stage is responsible for testing the development of the ideas established. Eastman Kodak with the product innovation of the new disposable digital camera illustrates the importance of following an innovation process plan. For instance, if customers provide a negative feedback about the disposable digital camera, Eastman Kodak needs to evaluate in the organization's innovation plan the stage of the product invention, the product development and the quality improvement of the product. The fourth step in the course of action plan to implement innovation is integrating that establishes the invention method as part of the working process within the organization. For instance, if the organization decides to focus on their operating procedures the organization has to evaluate a new product process. Then management takes the necessary road map guidance to manufacture and sell a new product. The fifth step in the course of action plan to implement innovation is monitoring which indicates that the organization will determine if the new idea can be accepted or rejected. Management in this step will secure the organization success by generating new contribution value and extending the life of the product. As a result, as long as the new ideas are accepted by management, the organization success will continue to flourish at the useful life of the new accepted idea. On the other hand, when a new idea complete the useful life cycle, management must recommend terminating the same. Therefore, the researchers in the above mentioned literature have discussed in five steps the appropriate course of action plan to implement innovation in an organization (Certo, & Certo, 2012).

Innovation

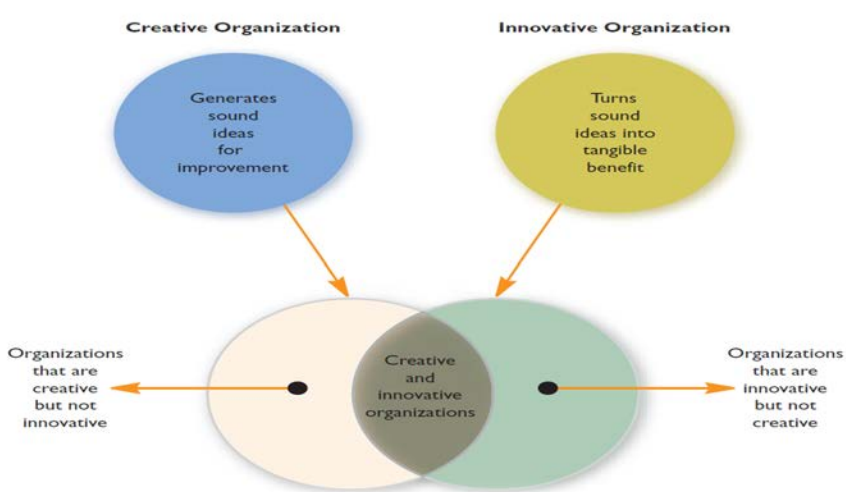

(Certo, & Certo, 2012, p.484)

© 2015 Global Journals Inc. (US)

The above figure illustrate how mangers should strive to make an organization creative and innovate and most importantly raising awareness of the innovation process.

IV. Complexities in Innovation Management

(Tepic, Kemp, Omta, & Fortuin, 2013, p. 521)

The above diagram indicates that innovation can be a complex process. Also, the researchers suggest that in order to overcome the complexity framework of innovation, management should understand the innovation related factors to the integration of a new project within the organization. The combination of key resources is management capabilities and innovation contribution outcomes (Tepic, Kemp, Omta, & Fortuin, 2013).

Innovation in the 21st business century among organizations worldwide is an engine for growth. In addition, innovation as an organizational process can take many forms in terms of developing products, services and expanding the organization business model by creating a source profitability and sustaining the organization's competitive advantage in the market. Furthermore, innovation is understood by organizations as a strategic process and presents a paradigm of managerial analytical approach for decision making. For instance, technological changes (as cited in Barney, 1986; and Holm, 2009) have presented new challenges for organizations in the global market arena and also noted by Drejer (2002) innovation has expanded in each individual industry sector rapidly (Najmaei, 2014).

Figure 3: An Integrative Model of Strategic Management of Total Innovation

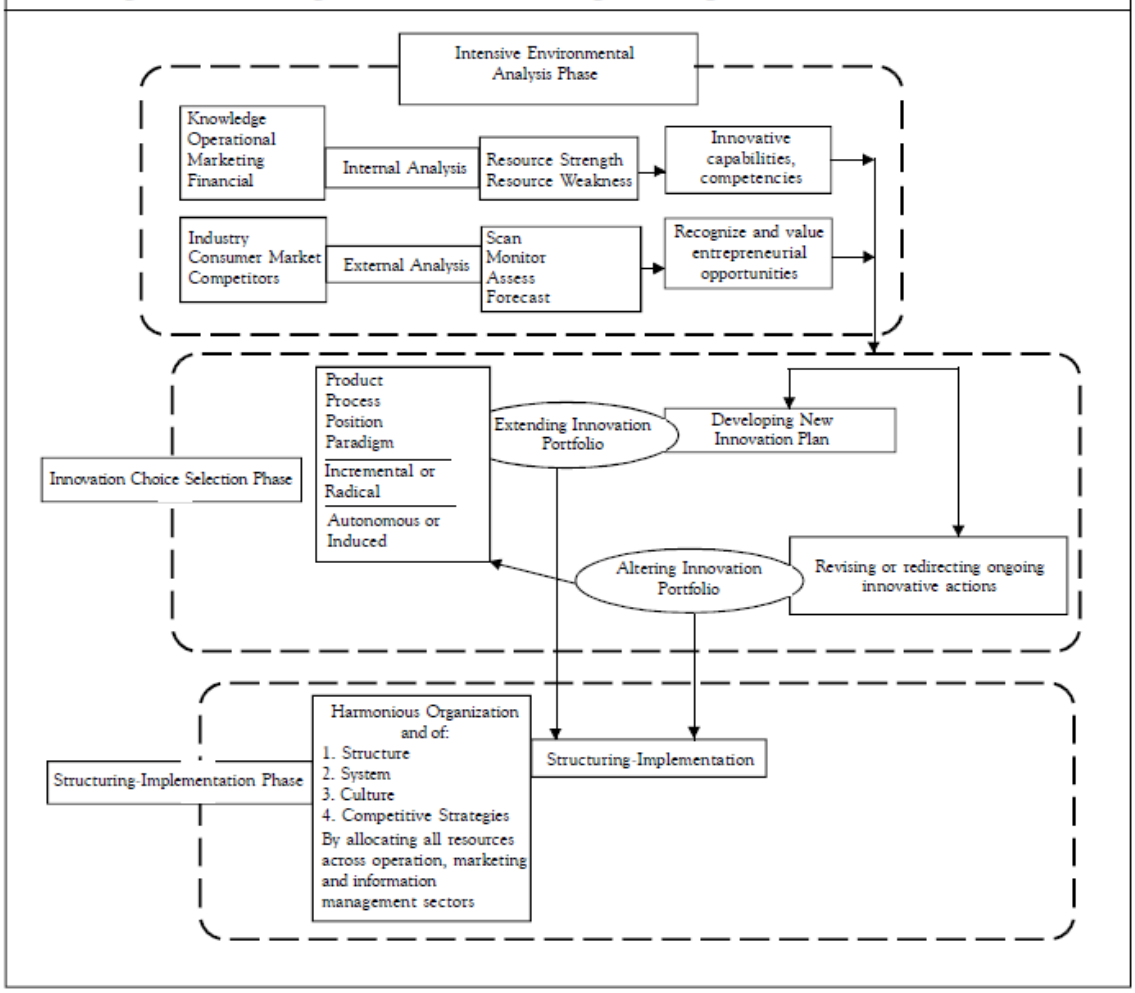

(Najmaei, 2014, p. 68)

© 2015 Global Journals Inc. (US)

The above diagram reveals the importance of organizations adopting an archetype as a course of action plan by bringing organizational success to the appropriate strategic innovation portfolio system in its industry. Najmaei (2014) writes that organizations should be able to comprehend and understand the best relationship that exists between "firm's structure, leadership, culture and systems"(p.68).

Organizations should carefully analyze the importance of implementing innovation by using three dimensional steps. The first dimensional step is technology that provides competitive advantage and benefits to organizations by improving the planning performance of the same. The second dimensional step is innovation process (as cited in Schumpeter, 1934) that refers directly to the value chain process in the manufacturing industry. The third dimensional step consists in the organization performance that describes the importance of information technology as a foundation ground for organizational success. Therefore, the organization success lies in the business performance and capability of adopting of new technology product (Ismail, & Mamat, 2012).

The researcher has been able to identify five companies from different industries that have change the course of action plan to implement innovation. IBM has been building the company around flexible environment by shifting their innovation strategy to a new adaptation of cultural settings (Bieberstein, Bose, Walker, & Lynch, 2005). Dell Computer, has changed the organization's internal management style by applying diversity and linking innovation and creativity as one singular strategic operating method in the global market (Dolores Sánchez Bengoa, Hans, R. K., & Vrontis, 2012). The innovated approach of Lufthansa Airline is by creating in the aviation industry a sustainable environment through e-learning value and having employees and management create a solid corporate relationship (Wilkesmann & Wilkesmann, 2011). In the United States (US) aviation companies have reshaped their organizational innovation strategy. Southwest Airline and American Airlines have adopted three innovation approaches. The approaches are: Understand the concept of new technology, Adopt a new transformational leadership style and Maintain strong organizational values among their existing competitors in the market (Bunz & Maes, 1998). Lastly, Chevron Company has been able to adjust the organization's Corporate Social Responsibility (CSR) policies by investing more in renewable source of energy and becoming a more green oriented company in the oil and gas industry (David, 2011).

A leader that encourages healthy organizational climate needs to establish operating procedures by securing group team, observe closely the team work process, rewarding team members for their new ideas and accomplishments and lastly by setting high goals and objectives within each individual team. However, a leader should be able to promote new innovation ideas by encouraging commitment and organization corporate expectations. For instance, today's business leaders need to understand the new line operating business model in the technology sector, the global issues in regards to health, energy and social science expectations. Collins (2012) encourage leaders to ask the right questions, speak to the right people and advise organizations to adapt new creative avenue of doing business overseas. Therefore, it can be determined, a leader that intend to establish and create a healthy organizational climate as suggested by Yulk (2010) needs to have, shared organizational objectives commitment, provide role clarity of the project and understand the internal and external coordination of the work process. And as well deliver mutual trust of the organization leadership guidance (Certo, & Certo, 2012).

Innovation and creativity (as cited in Angle, 1989) shared similar characteristics. In addition, innovation is the concept that captures the importance how a plan needs to be implemented. Moreover, creativity is how useful the ideas are for the organization. However, creativity is the one that fuels the innovation process. As a result, in order for a leader to maintain a suitable organization climate, the process of creating new ideas and utilizing innovation at best is to capture the potential realization value of the same.

McLean (2005) defined creativity as something unexpected and original on its nature. Also, Stenberg and Labart (1999) indicate that new ideas deserve a lot of attention. Innovation takes many paths in the organization, because innovation is the generation of implementing new ideas and bringing a new concept to a market where demand exist. For example, in the technology sector challenges are encountered by the organization, because the technology industry promotes competitive pressure among competitors. Creativity can be reflected at individual level by encouraging motivation, expertise and personality behavior. On the contrary, innovation operates more at group level by supporting the organization culture and climate of the same (McLean, 2005).

Culture refers to assumptions and beliefs. Climate refers to the manifestation of practices and it's rooted by behavior assumptions and make up for the support of culture. Scholars when defining the term climate should include in the content beliefs, values and basic assumptions. As a result, culture and climate are consistent terms within the leadership literature. Leadership has a direct relationship with organizational structure and the strategy employed by the organization. Research studies indicate that culture play a vital role within the organization, because provide adequate resources and motivate employees to perform at a high level. However, the triangulation of structure, strategy

© 2015 Global Journals Inc. (US)

and knowledge is the creation for a better organizational climate. For example, the reward strategy is a strong supporting factor in motivating the employees to meet the organization goals and objectives. The researchers suggest that employees need time to provide creative work by adopting new strategies and adapt to the organization's culture (Dixit, & Nanda, 2011).

Leading innovation change is necessary for the organization climate. In addition, leading innovation change, essentially in global companies require a soft touch and experience leaders that can influence followers by delegating more authority in the decision making process. Developing innovative ideas require flexibility, evaluation and objectivity. Innovators need to explore in-depth the value judgment of their ideas. For example, in order to treat changes and procedures during the innovation process, teams and organizations are required to maintain one singular sustainability plan. A company that has proven result of its innovation operational change is General Motor (GM). The researchers recommended that a leader need to understand the applicability of the living system theory among individuals and organizations by reshaping the social progress of the business world as noted by Vancouver (1996). Frandberg (1999) defines living system theory as the integration of the social science and stimulating the human thinking process among organizations, community and society. Therefore, the main philosophy of leading innovation change is the adaptation of new changes in the global market arena (Osland, & Turner, 2011).

V. Conclusion

In conclusion, the researchers state that leaders in order to create a climate that supports and encourages innovation, must possess effective skills to influence others in the organization. In addition, a leader needs to persuade people by creating short-term sacrifices and establishing long-term implementation benefits. Moreover, a leader needs to develop four influence tactic skills and these are: (1). Impression management tactics, (2). Political tactics, (3). Proactive tactics and (4). Reactive tactics. They must further initiate innovation training. The three strategies that leaders (as cited in Cumming, 1998) can use to create a climate that encourages innovation are (1). The foundation of creativity, (2). The application of a new idea and (3). The applicability of a successful concept.

VI. Recommendation for Future Studies

The authors of this article suggest that the following aspects should be considered for future studies when exploring the existing relationship between leaders and today's competitive environment:

1. Examine executives leading innovation style and the organizational five phases of growth.
2. Companies in the automobile industry have to reshape their long-term commitments with consumers and society.
3. Leaders in the 21st business century should consider the top nine important sources of innovation and the organizational climate that encourages innovation.
4. Multinational Corporations (MNC) in the global economy need to understand the relationship between innovation and creativity.

References Références Referencias

1. Amabile, T. M., Conti, R., Coon, H., Lazenby, J., & Herron, M. (1996). Assessing the work environment for creativity. Academy of Management Journal, 39(5), 1154-1185.
2. Angle, H. L. (1989). Psychology and organizational innovation. In A. H. Van de Ven, H. L. Angle, & M. S. Poole (Eds.), Research on the management of innovation: The Minnesota studies (pp. 135-170). New York: Harper & Row.
3. Barney J B (1986), "Types of Competition and the Theory of Strategy: Toward an Integrative Framework", Academy of Management Review, Vol. 11, No. 4, pp. 791-800.
4. Bieberstein, N., Bose, S., Walker, L., & Lynch, A. (2005). Impact of service-oriented architecture on enterprise systems, organizational structures, and individuals. *IBM Systems Journal, 44*(4), 691-708.
5. Bunz, U. K., & Maes, J. D. (1998). Learning excellence: Southwest airlines' approach. *Managing Service Quality, 8*(3), 163-169.
6. Certo, C., S., & Certo, S., T. (2012). *Modern management-concepts and skills* (12th ed.).New Jersey: Pearson Prentice Hall.
7. Collins, L. (2012). Innovating the innovation process. *Research Technology Management, 55*(1), 5-6.
8. David, Fred (2011). Strategic Management: Concepts and Cases (13th ed.). Upper Saddle River, NJ: Pearson Prentice Hall.
9. Dixit, G. K., & Nanda, T. (2011). Strategic alignment of organizational culture and climate for stimulating innovation in SMEs. *International Journal of Innovation, Management and Technology, 2*(1), 77.
10. Dolores Sánchez Bengoa, Hans, R. K., & Vrontis, D. (2012). A new organisational memory for cross-cultural knowledge management. *Cross Cultural Management, 19*(3), 336-351.
11. Drejer A (2002), "Situation for Innovation Management: Towards a Contingency Model", European Journal of Innovation Management, Vol. 5, No. 1, pp. 4-17.
12. Holm J R (2009), "Mechanisms of Schumpeterian Competition", paper presented at the Summer Conference 2009 on CBS - Copenhagen Business School, Denmark, June 17-19.

© 2015 Global Journals Inc. (US)

13. Ismail, A., & Mamat, M. (2012). THE RELATIONSHIP BETWEEN INFORMATION TECHNOLOGY, PROCESS INNOVATION AND ORGANIZATIONAL PERFORMANCE. *International Journal of Business and Social Science, 3*(2)
14. Kenny, B., & Reedy, E. (2006). The impact of organisational culture factors on innovation levels in SMEs: An empirical investigation. *Irish Journal of Management, 27*(2), 119-142.
15. Legrand, C., & Weiss, D. S. (2011). HOW LEADERS CAN CLOSE THE INNOVATION GAP. *Ivey Business Journal Online,* , 1.
16. McLean, L. D. (2005). Organizational culture's influence on creativity and innovation: A review of the literature and implications for human resource development. *Advances in Developing Human Resources, 7*(2), 226-246.
17. Najmaei, A. (2014). Towards an integrative model for management of organization's total innovation: Insights from the strategic-process view. *IUP Journal of Knowledge Management, 12*(3), 61-73.
18. Osland, S., J. & Turner, E., M. (2011). The organizational behavior reader (9th ed.). New Jersey: Prentice Hall
19. Schumpeter, J. A. (1934). The Theory of Economic Development: An Inquiry into Profits, Capital, Credit, Interest and the Business Cycle. Cambridge, MA: Harvard University Press.
20. Sternberg, R. J., & Lubart, T. I. (1999). The concept of creativity: Prospects and paradigms. In R.J. Sternberg (Ed.), Handbook of creativity (pp. 3-15). Cambridge, UK: Cambridge University Press.
21. Tepic, M., Kemp, R., Omta, O., & Fortuin, F. (2013). Complexities in innovation management in companies from the european industry. *European Journal of Innovation Management, 16*(4), 517-550.
22. Wilkesmann, M., & Wilkesmann, U. (2011). Knowledge transfer as interaction between experts and novices supported by technology. *VINE, 41*(2), 96-112.
23. Yukl, G. (2010). *Leadership in organization* (7th ed.).New Jersey: Prentice Hall

© 2015 Global Journals Inc. (US)

This page is intentionally left blank

© 2015 Global Journals Inc. (US)

Global Journal of Management and Business Research: a Administration and Management
Volume 15 Issue 2 Version 1.0 Year 2015
Type: Double Blind Peer Reviewed International Research Journal
Publisher: Global Journals Inc. (USA)
Online ISSN: 2249-4588 & Print ISSN: 0975-5853

An Experimental Investigation of Factors Affecting Consumers' Perceptions of Digital Sales Promotions

By Gadi Dung Paul

Department of Business Administration and Management, Plateau State Polytechnic Barkin Ladi, Nigeria

Abstract- Along with the existence of modern content-based digital goods, a promotional premium product no longer need to be tangible - digital premiums are alternatives to traditional physical premium products. This article reports the results of an experimental study, where the purpose was to gain understanding of consumer perceptions of digital premium-based promotional offers. Three characteristics related to digital premium-based promotions were manipulated in the context of a bottled water purchase: the immediacy of receiving the premium, the method the premium is earned and the tangibility of the premium. Covariate included consumer perceptions of the promoted brand and product category both in terms of the advertised product as well as the premium product. The results show that the examined factors have interactive effects on consumer perceptions. Of the three factors, immediate premium reception had the most impact on the overall appreciation of the promotion and was less likely to be perceived as manipulative. Managerial implications as well as suggestions for future research are provided.

Keywords: sales promotion, digital goods, digital marketing, promotional premium.

GJMBR - A Classification : JELCode : D11

Strictly as per the compliance and regulations of:

© 2015. Gadi Dung Paul. This is a research/review paper, distributed under the terms of the Creative Commons Attribution-Noncommercial 3.0 Unported License http://creativecommons.org/licenses/by-nc/3.0/), permitting all non-commercial use, distribution, and reproduction in any medium, provided the original work is properly cited.

An Experimental Investigation of Factors Affecting Consumers' Perceptions of Digital Sales Promotions

Gadi Dung Paul

Abstract- Along with the existence of modern content-based digital goods, a promotional premium product no longer need to be tangible - digital premiums are alternatives to traditional physical premium products. This article reports the results of an experimental study, where the purpose was to gain understanding of consumer perceptions of digital premium-based promotional offers. Three characteristics related to digital premium-based promotions were manipulated in the context of a bottled water purchase: the immediacy of receiving the premium, the method the premium is earned and the tangibility of the premium. Covariate included consumer perceptions of the promoted brand and product category both in terms of the advertised product as well as the premium product. The results show that the examined factors have interactive effects on consumer perceptions. Of the three factors, immediate premium reception had the most impact on the overall appreciation of the promotion and was less likely to be perceived as manipulative. Managerial implications as well as suggestions for future research are provided.

Keywords: sales promotion, digital goods, digital marketing, promotional premium.

I. Introduction

By definition, sales promotion is a set of marketing tools designed to stimulate a consumer towards purchasing goods or services by providing an incentive to do so (d'Astous & Landerville, 2003; Alvarez & Castilles, 2010). The difference between sales promotion and advertising is that advertising offers a reason to purchase a good or a service whereas sales promotion offers a reason to purchase it now (Kotler & Armstrong, 2011; Rossiter & Percy, 1987). A holistic definition by Rossiter and Percy (1987) describe sales promotion as "a more direct form of persuasion, based frequently on external incentives rather than inherent product benefits, which is designed to stimulate immediate purchase and to move sales forward more rapidly than would otherwise occur." In practice this translates to the notion that sales promotion tries to trigger consumer purchase behavior by focusing on the premium instead of the product itself. The primary objective of sales promotion is to have a direct impact on buying behavior (Alvarez & Castilles, 2010). Preferred effects vary from increasing short-term sales, building long-term market share, getting consumers to try new products, obtain better visibility or rewarding loyal customers (Kotler & Armstrong, 2011). The key to the elements of a successful sales promotion are well-defined objectives and tools, and a carefully designed sales promotion program that works together with the rest of the promotion mix elements and marketing communications (Kotler & Armstrong, 2013).

In a non-monetary sales promotion, a premium is a tangible reward received for performing a particular act, usually purchasing a product (Burnett, 1993). A premium-based promotion includes a product or service for free or at a lowered price in return for the purchase of one or multiple items or services (d'Astous & Landerville, 2003). Premiums have been used as promotional tools for decades and are not by any means a new phenomenon: Companies use premium-based sales promotions frequently and they form an important tactical decision-making area for many business practitioners. Still, despite of their common utilization, premium based sales promotion has had relatively little academic attention (d'Astous & Landerville, 2003).

Electronic and online media is the fastest growing area within marketing (Alverez & Castilles, 2010) and marketers are embracing its various opportunities. Intangibility gives digital goods several advantages over tangible goods. Digital products are stored and distributed with virtually no additional costs (Koiso-Kanttila, 2008; Rowley, 2008). These new opportunities have increased the use of content-based digital products as sales promotion premiums, too. Digital products, such as mp3 music files, eBooks, tutorials, recipes and artwork have been used as sales promotion premiums but their impact on consumer perceptions have not yet been reviewed in academic literature. This creates the research gap in this study.

This study focuses on premium based sales promotions. The objective is to create a better understanding of how a premium based sales promotion campaign should be executed and what are the different elements of the campaign a marketer needs to understand to create a successful promotion as a whole. Previous studies of premium based sales promotion have not taken into account the possibility of,

Author: Department of Business Administration and Management, Plateau State Polytechnic Barkin Ladi. e-mail: jsstature@gmail.com

© 2015 Global Journals Inc. (US)

firstly, using digital products as premiums or, secondly, incorporating the use of the Internet into the sales promotion campaign. In this study the possibility of a non-tangible, digital premium will be utilized as a purchasing incentive. Also, an online solution will be provided as an option to traditional coupon collecting in order for the consumer to earn or receive the premium. These are commonly used features of modern sales promotion campaigns and, thus, should not be overlooked in the academic literature.

a) Sales promotion

Sales promotion is the set of marketing tools that use a non-monetary incentive, the premium, to stimulate consumers' purchase behavior (d'Astous & Landerville, 2003; Alvarez & Castilles, 2010). In recent years, sales promotions have accounted for a significant share of companies' marketing expenditures due to immense sales pressure, homogenous competition, advertising inefficiency and ever more deal-oriented consumers (Kotler & Armstrong, 2011). Still, non-monetary sales promotion, such as premium-based promotions, has received less academic attention than advertising and monetary sales promotion (Liao & Ze, 2006; Boonlertvanich, 2010).

While immediate sales are a good measure of the short-term success of advertising efforts, the long-term measurability and evaluation is far more complicated (Kotler &Armstrong, 2011). Short-term effects of a premium promotion have a less damaging effect than a monetary promotion (Magid & Lodish, 1990). Although often seen as a "quick-fix", sales promotion is indeed intended to reinforce the products position and build a long-term customer relationship. Marketers are increasingly avoiding price-only promotions that can be harmful to the brand in the long term. Instead, companies are adopting more complex sales promotion tools that build brand equity (Kotler & Armstrong, 2011). The persistence model by Dekimpe and Hanssens (1995) illustrates, that long-run marketing impact emerges from a complex interaction of many different short-term marketing actions. Several authors portray non-monetary promotions as a superior alternative to price promotions. Still, the marketer should be aware of the possible negative aspects. It is without a doubt possible that a premium campaign can have negative impacts, namely the consumers' brand image.

The strategic objective of sales promotion is to influence consumers buying behavior in order to increase short-term sales, build long-term market share, get consumers to try new products, obtain better visibility or reward loyal customers (Kotler & Armstrong, 2011; Alvarez & Castilles, 2010; Liao & Ze, 2006; Rajagopal, 2008). To meet these objectives, the marketer will develop a sales promotion program that will result in a promotion that is meaningful to the consumer and successful to the company (Kotler &Armstrong, 2011). The key elements, that are sized and type of the incentive, the conditions of participation and duration of the campaign are the very basic structure of the promotion, but there are numerous other factors to consider, like the psychological and demographic characteristics of the consumers who are targeted (Kotler &Armstrong, 2011; Alvarez & Castilles, 2011).

A non-monetary sales promotion can have numerous types of incentives. Most commonly the incentive is called a premium, that is, a tangible reward received for purchasing a product (Burnett, 1993). A premium-based promotion includes a product or service for free or at a lowered price in return for the purchase of one or multiple items or services (d'Astous & Landerville, 2003). The premium can have different forms. It can be an increased amount of the purchased product (same product premium) but it also can be a gift that may or may not be related to the initial product the customer is purchasing (Burnett, 1993; Liao & Ze, 2006). Another dimension of the premium relates to the reward-timing aspect of the premium. A direct premium is received immediately, whereas the delayed premium is delivered to the consumer at a later instance (D'Astous & Landerville (2001).

There have only been few studies on the effectiveness of premium based sales promotions. In their study, d'Astous & Landerville. (2003) concluded that a promotion with an incentive generally increases sales. Some researchers have studied consumer preferences of different aspects of promotion campaigns and characteristics of related premiums. The most notable study result has been that consumers appreciate the campaigns with direct premiums highly more than those with delayed premiums (d'Astous & Jacob, 2002; d'Astous & Landreville 2003; Liao & Ze, 2006). In addition to the reward-timing dimension, research has indicated that consumers prefer a relatively low quantity of products to be purchased in able to receive the premium, they appreciate if the value of the premium is mentioned and respond better to a good product-premium fit (d'Astous & Jacob, 2002; Simonson, Carmon, & O'Curry, 1994). The notion that consumers would rather purchase a low quantity of products in order to receive a premium might sound apparent. However, the marketer should be rational when deciding on the quantity of products needed to receive the premium and the value of the premium. A campaign with a very low amount of products to be purchased naturally will include a low value premium that might not be attractive. On the other hand, like the previous studies concluded, a large amount of products that need to be purchased will no longer trigger consumer purchases, even if the premium is of great value (d'Astous & Jacob, 2002; Simonson et al., 1994).

© 2015 Global Journals Inc. (US)

Consumers also appreciate the promotion when their brand attitude is positive and when the interest in the premium is significant. Finally, consumer behavior such as deal-proneness and compulsive buying tendencies had a definitive impact (d'Astous & Jacob, 2002).

It has been noted that the dimensions of the incentive alone cannot explain consumer perception on the promotion. The product category (convenience goods, shopping goods or specialty goods) has a great impact. As an example, Liao and Ze (2006) found that in the convenience goods category, a same-product incentive, that is, a promotion where the consumer gets an extra amount of the product, works better than a premium. Consumers do not always have a positive response to non-monetary sales promotions. Simonson et al. (1994) found that consumers might feel the premium as an unneeded feature that they are actually paying for. Consumers might even avoid premium-based promotions out of reluctance. This notion of manipulation intent has received a fair amount of acknowledgement (Simon et al., 1994; d'Astous & Landreville 2003; Alvarez & Casilles, 2004).

Some researchers have attempted to identify certain traits in consumers that make them more easily attracted to promotions (Lichtenstein, Burton & Neteneyer, 1997; Laroche , Pons, Zgoll, Cervellon, & Kim, 2006). Although this study will not focus on the consumer traits on deal-proneness, it is good to acknowledge that promotions impose different levels of consumer benefits, mainly utilitarian and hedonic (Chandon , Wansink, & Laurent, 2000). Understanding the two values that might trigger consumer's deal-proneness gives insight to the marketer, when formulating the sales promotion campaign. The premium, for example, must have either utilitarian or hedonic value to the consumer.

b) Digitality in consumption

With the emergence of the computer era, and the Internet, new types of goods have come to market and consumption has taken new digital forms. Digital goods can be of different nature and use. As goods, software, online services, electronic journals, e-books, games, music or video serve a very different purpose but all share a fundamental resemblance as they are all made from bits. Information product, electronic goods, digital products or digital content, virtual products are all synonymous to digital goods (Koiso-Kanttila, 2008; Koukova, Kannan, & Ratchford, 2008). Digital goods can also be categorized in tools and utilities (software), content-based digital products (media) and online services (Hui & Chau, 2002). Essentially, digital goods are conceptualized as bit-based objects distributed through online channels (Koiso-Kanttila, 2008).

Although stored in a physical medium (Rowley, 2008), digital goods are intangible and can only be exposed to visual and hearing senses (Koiso-Kanttila, 2008; Laroche, Yand, McDougall, & Bergeron, 2005). The physical intangibility is an asset for digital goods, as storing is relatively inexpensive compared to tangible goods (Koiso-Kanttila, 2008). Digital products can also be delivered to the consumer instantly. The immediacy of the distribution is an essential feature for digital content, which is also used as a variable in the present study. Another distinctive quality is its extremely homogenous quality (Rowley, 2008). There are practically no production failures and digital content can be duplicated without quality loss, meaning control becomes obsolete.

The intangibility of digital goods has an impact on consumer's decision-making. An intangible good or service does not have the pre-purchase inspection possibilities that their tangible counterparts have (Laroche et al., 2005; Phau & Poon, 2006). The lack of pre-purchase judgments, then translate into increased perceived risk (Laroche et al., 2005). Still, it has been found that in the context of online shopping, non-tangible products are more easily purchased than tangible products (Phau & Poon, 2006).

Many traditional tangible consumer goods have online or digital equivalents (Rowley, 2008) and some companies offer both physical and electronic goods in parallel. As an example, some publishers have both digital and paper publications of books and magazines. Some argue that offering content in both forms in parallel may lead to market share cannibalization (Stahl, Schafer, & Maass, 2004) but the publishers themselves argue that an online presence is necessary and an important part of increasing the reputation of the offline brand, among other benefits (Rowley 2008).

Pricing digital content is challenging, but for this study the perceived value of the digital content to the consumer is even more relevant. To make pricing even harder, the modern Internet user is highly likely to be accustomed to free information, free music and free software (Swartman, Krueger, & Van der Beck, 2006). There are different ways of implementing digital content pricing. Unit price, access based pricing or bundled pricing are some of the most common ones with the addition of offering them free of charge (Koiso-Kanttila, 2008). According to Koiso-Kanttila (2008) offering free content is a tactic used to introduce the new consumer technology. This method called acceptance building (Koiso-Kanttila, 2008). The study of consumer perceptions of the value of digital and information content is rather ambiguous (Rowley, 2008). In the context of sales promotion the value of digital content creates challenges when the marketer tries to find a digital premium, which perceived value would match the deal itself, and the promoted product. Consumers alike will have difficulties in formulating the value of the digital content (Rowley 2008).

© 2015 Global Journals Inc. (US)

One monetary sales promotion technique that has adapted to the digital era is coupon redemption. Although there are no proven specific demographics of consumers that most embrace electronic coupons, it is clear that they have reached the young and educated, that previously weren't a target segment (Chiou-Wei & Inman, 2008). Undoubtedly, there is an income threshold as well as issues relating to technology ownership that limits the potential of electronic campaigning (Chiou-Wei & Inman, 2008). Considering that most of the people in the developed countries have an access to a personal computer, the above-mentioned way of marketing does not exclude any consumers. An example of a digitally adapted non-monetary sales promotion technique is product bundling. The traditional product bundles have consisted of two, usually complementary tangible products (a camera with a lens, stereos with speakers, etc.,) but recently bundles of tangible and digital goods (a paperback book with an e-book) have emerged (Koukova et al., 2008). These examples of modern approaches show the some possibilities how the use of technology can enhance sales promotion tools as we know them today.

II. Research Frame Work

This study investigates consumer perceptions of digital premium based sales promotion campaigns. The research framework is based on studies on premium based sales promotions. d'Astous and Jacob (2002), studied consumer perceptions of traditional sales promotions. In this study, the digital and online properties of the premium are taken into consideration. This study will give an understanding of how consumers perceive digital premiums, but also investigate other aspects of the sales promotion program (Kotler & Armstrong, 2011), namely how the consumer earns the premium and is the premium a delayed or a direct one. Understanding how consumers react to different setups of a sales promotion campaign will result in more applicable managerial implications. The nature of the premium, the immediacy of the premium (Burnett, 1993; Brassington & Petit, 1997; d'Astous & Landerville 2002; d'Astous & Jacob, 2002) and method of earning the premium were selected as digital sales promotion features. Overall appreciation and manipulation intent (d'Astous & Landerville 2002; d'Astous & Jacob, 2002; Simonson et al., 1994) were selected as consumer reaction variables.

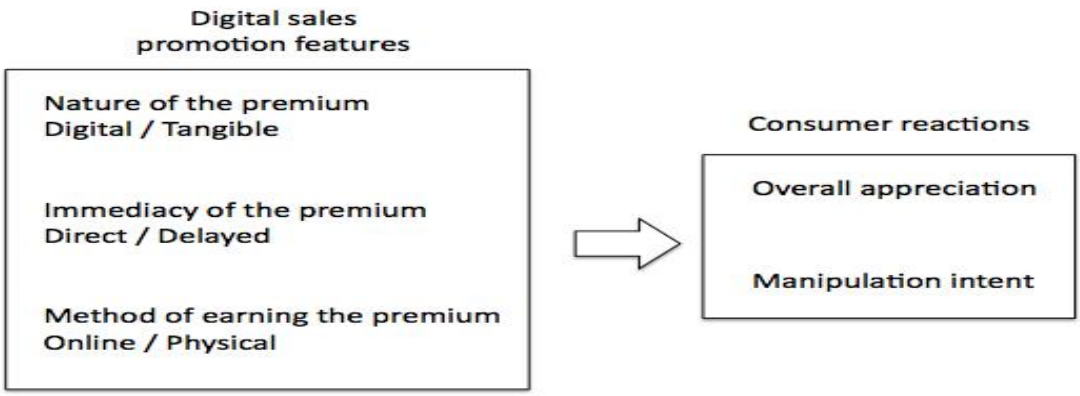

Figure 1 : The research framework for this paper is represented below

Figure 1 Research frame work

Hypotheses of the study are:

H1. Consumers' overall appreciation of a promotional offer that includes a digital premium is better than of a promotional offer with a physical premium.

H2. Consumers' overall appreciation of a collectible premium campaign where codes register online is better than of a campaign requiring traditional physical effort.

H3. Consumers' overall appreciation of a promotional offer that includes a direct premium is better than a promotional offer with a delayed premium.

H4. Consumers' overall appreciation of a promotional offer that incorporates a digital premium uses an online earning method and is delivered with no delay, is higher than any other combination of features.

III. Methodology

This research was a 2 x 2 x 2 full factorial between-subjects design (premium: digital, tangible x earning method: online, physical, x immediacy: right away, after the campaign is over). This method was chosen as it allows interaction between the variables (Malhotra & Birks, 2006). A pretext was not necessary, as the experiment conditions used in the study were

© 2015 Global Journals Inc. (US)

objective in nature with no possibility of false operation. This study is an experimental research (Myers & Well, 2003) conducted in a laboratory environment (Malhotra & Birks, 2006). Each respondent was presented with one alternative campaign advertisement. Eight different advertisements were created to correspond the eight (2 x 2 x 2) different possibilities the different attributes enabled. This way it was later possible to examine how changing one attribute reflected consumers' perceptions regarding the advertisement. The different images were randomly distributed among the respondents who only got to see one version of the tested eight advertisements.

The brand of the promoted product as well as the premium brand was picked because they were both gender neutral. The products were chosen on the assumption that both brands were familiar to the participants. Only one brand was used as the promoted product and another for the premium product and there was no choice between multiple available brands. The advertisements were made from graphics found on the brands' web pages and edited together to create a realistic promotion

a) Measures and data collection

All respondents were students from University of Jos. Respondents were recruited using e-mailing lists from different courses. E-mail was sent with a link to the web-questionnaire. A sample of 135 respondents was randomly assigned to the different advertisements. The respondents' average age was 25 years. 59 % of the respondents were female and 41 % were male.

After the respondents were exposed to the imaginary advertisements, they were asked to answer several questions regarding the overall attractiveness (The general impression of the promotion is good, The promotion is interesting) and perceived manipulation intent of the advertisement (The promotion seems dishonest, The deal makes me feel like I am being manipulated). They were also asked about their attitude towards the brand of the promoted product, Swan natural Spring water (I have a positive image of Swan natural Spring water, Swan natural Spring water is good, Swan is better than other spring waters) and the brand of the premium, News-Watch magazine (News-Watch is an interesting magazine, I like News-Watch magazine, I have a positive image about News-Watch magazine, News-Watch is a magazine of quality, News-Watch is better than the other similar magazines). The participants were also asked about their interest in the product category of the promoted product, Swan natural Spring water (I drink Swan natural Spring water, I am interested in Swan natural Spring water, New Swan natural Spring water interest me, Swan natural Spring water are indifferent to me), and premium product, News-Watch magazines (I am interested in News-Watch magazines, News-Watch magazines interest me, News-Watch magazines are indifferent to me, I News-Watch magazines). Questions were answered on a seven-point Likert-scale from 1 (Strongly disagree) to 7 (Strongly agree) (Malhotra & Birks, 2006). All scales used in the study were adapted from the scales developed by d'Astous and Landerville (2003).

The web survey results were analyzed using SPSS software. This section will demonstrate the results of analyses that allowed the examination of the differences between the advertisements, as well as the interactions between different features of the premium promotion advertisements. Tables and charts were included to add coherency.

b) Definition of variables

The data had good qualifications for executing a factor analysis (KMO 0.828, $p < 0{,}001$). The scale data were subjected to principal axis factoring (commonalities > 0.3). The rotation method was Varimax with Kaiser normalization and it was converted in five iterations. The rotation showed six factors that represented 72.4 % of the total variation. With respect to consumer reactions toward the offers, two factors were extracted (Eigenvalue > 1). Together they explained 12.9% of the total variation. Two items ("The overall image of the offer is positive", "The offer is interesting") loaded highly (average loading = 0.71) on the first factor that interpreted as "overall appreciation" of the promotional offer. The second factor loaded (average loading = 0.73) on items relating to manipulation ("The offer appears to be dishonest", "The offer makes me feel I am being manipulated). This factor was interpreted as "manipulation intent" of the promotional offer.

c) Anova models

One-way ANOVA models were made to analyze the experimental data (Keppel, 1991). A preliminary analysis of variance was executed to be able to see if consumer appreciation and perception of manipulation intent vary across the eight different versions of the campaign advertisement. Overall appreciation and manipulation intent were used as dependent variables and the between-subject factor was the different versions of the advertisement. Results showed that there were significant differences in the means of the two dependent variables across the eight versions of the advertisement. In the case of overall appreciation, the differences were statistically significant ($F = 2.73$, $p < 0.05$).

Succeeding the preliminary analyses, ANOVA models were conducted. The first analysis of variance included overall appreciation of the promotional offer as a dependent variable and the second included manipulation intent as a dependent variable. For both models, the between-subject factors were the premium type (physical/digital), earning method (traditional/online) and immediacy (direct/delayed).

© 2015 Global Journals Inc. (US)

Covariates (brand attitude towards the product, brand attitude towards the premium, Interest in the product category and interest in the premium category) were also used as independent variables. The results of the two ANOVA models are presented in

Table 1 : F statistics for the main effects are presented

	Dependent variable	
	Overall appreciation	Perceived manipulation intent
Source of variation	*F*-statistic	*F*-statistic
Interaction (A x B x C)	2.73**	0.68
Nature of the premium (A)	0.42	0.1
Method of earning the premium (B)	0.34	2.48
Immediacy of earning the premium (C)	8.91**	0.31
Brand attitude towards the product	0.78	1.75*
Brand attitude towards the premium	0.69	1.09
Interest in the product category	0.90	0.61
Interest in the premium category	1.35	0.65

*Notes: * $p < 0.1$, ** $p < 0.05$*

Table 1 Anova Result

It can be seen that in the case of the overall appreciation, the triple interaction between premium types, earning method and premium immediacy were significant. Of the individual premium promotion features, premium immediacy had a statistically significant impact (H3a: F= 8.91, $p < 0.05$) on overall appreciation. The descriptive-chart shows the highest mean (= 0.36) on version number seven, which represented the advertisement where the consumer would use the online method to earn a digital version of the premium and receive it immediately (H4a supported). The lowest mean (= -0.71) loaded on version number six, which represented the advertisement that used traditional earning methods and a delayed digital version of the premium. Out of the covariates, the negative brand attitude towards the product was seen more manipulative. The result was notable, but not significant (F= 1.75, $p < 0.1$).

Figure 3 presents the output of the nature of the premium x premium immediacy x earning method interaction means in relation to the overall appreciation measure. The first plot represents the tangible premium output and the second represents the output for the digital premium. The higher mean represents a higher overall appreciation. The interaction means patterns represent the impact of premium immediacy on both the tangible and digital premium. In the case of the tangible premium, it can be interpreted that there is a slight preference to a direct premium although it is not drastic. However, in the case of the digital premium, the interaction pattern demonstrates clearly how consumers much rather receive the premium immediately. If the premium is to be received with delay, the online earning method is more favorable, but nevertheless not appreciated. Overall, the pattern of interaction showed that the feature that is most relevant to overall attractiveness is the premium immediacy whenever the premium is received directly, it is more appreciated.

IV. Discussion

The results show that in the context of the study as an individual feature, there is not a clear consumer preference between a digital good or its tangible counterpart. Consumers found the digital version of the News-Watch magazine as attractive as the printed publication. The manipulation intent between the two options was equally neutral. This finding somewhat stands against the previous studies that implied the lack of physical pre-purchase judgments would increase perceived risk (Laroche et al., 2005). It was surprising that the earning method, as an individual feature, did not matter significantly. Assuming that it is easier for the customer to input codes online versus via traditional mail, the amount of involvement needed by the consumer to earn the premium did not have a direct impact on the appreciation of the promotion or manipulation intent. The immediacy of the premium as an individual trait of the campaign did however have significant impact. Consumers highly appreciate being able to receive the premium without delay. Results on the questions regarding immediacy are valuable, as they validate the use of digital goods as premiums because of their ability of being rapidly distributed.

© 2015 Global Journals Inc. (US)

Although the digitality of the premium or the ability to load the codes online were not noted positively as individual features, the interaction between the three features reveal interesting results. Out of the eight versions of the advertisement, the most appreciated was indeed the one that offered a digital version of the News-Watch magazine immediately when the consumer had loaded 3 codes online. The advertisement that was seen least manipulative, had the same digital/online premium features, but surprisingly offered the incentive to delay. Although high appreciation and low manipulation intent might not correlate directly, the results still indicate, that the digitizer of the premium and its online earning method could be stand out features. What the most appreciated and least manipulative versions of the advertisement had in common was that they presented a digital premium and online earning method. Sending the codes via physical mail was the common feature in the least appreciated and most manipulative versions of the advertisements. The investigation showed the importance of not only measuring individual features of the campaign, but also the interaction between different variables to make a thorough comparison of all possible combinations of features.

V. Conclusion and Implications

This study contributes to previous research of non-monetary sales promotion by offering insight to consumer preference of digital and online adaptation of sales promotion campaigns. Previous studies within the field have not considered digital goods as alternatives to traditional tangible premiums. Because of the unique characteristic of digital goods, it is not only a simple matter of considering one incentive over another. The most distinctive trait of the digital good, its intangibility, offers a solution to some logistical issues associated with the traditional premium. The result presented throughout this study supported the digital adaptation of non-monetary sales promotion. It was reported that digital goods are equally or even more appreciated than their physical counterparts. Furthermore, consumers did not perceive the digital premium as being manipulative. It was interesting to find that the online method of inputting promotional codes was perceived better than the alternative of sending them via traditional mail.

Beginning from the most evident beneficial trait, digital goods offer logistical simplicity. For one, their intangibility renders questions of storage and transport irrelevant. Traditionally, the premiums are mostly produced in Asia and possibly stored in several locations before reaching their final destination. Transportation and freight costs can account for over a third of the price of the premium. In addition to financial losses, the time-consuming production and sea freight can take up to four months. Because of the time constraints, premium sales promotion campaigns need to be planned several months ahead. The digital alternative could enable more spontaneous and up-to-date promotions, meaning that the marketer would be able to respond to upcoming trends more quickly and take advantage of sudden events. For instance, in the case of an unexpected national soccer victory, the marketer could set up a promotion where the consumer could download the winning theme song of the team as an incentive for a purchase. In the same way, the digital premium promotion allows for rapid localization in other markets, if the promotion is found to be successful in one market.

As a whole, using digital goods as premiums allows certain flexibility. As an example, some premiums like clothing accessories have been sizing issues or are either for boys or for girls. Traditionally, the marketer has not been able to offer several different options for consumers to choose from, as there has been a risk that the least pleasant option would have been overshadowed and overstocked. Digital content is often charged by the download, so the company offering it as an incentive will not need to fear about goods remaining in stock if they are not popular. The digital premium also brings other reliefs to the marketer because of its homogenous quality. Still, although there are no production defects in digital goods, the digital infrastructure is vulnerable if not properly set up.

As the consumer uses online channels to receive the digital goods, there is a good potential for additional brand exposure. A skillfully made campaign website should offer the consumer further stimulus and interesting content to get him/her more involved with the brand. In the present day, consumer contracts, especially those of a deal-prone consumer segment, are very valuable. If they are collected, the marketer will end up having an extremely valuable database at the end of the campaign. Considering all positive traits of the digital adaptation of the non-monetary sales promotion, the end result is beneficial to the consumer as well as the marketer. The marketer can offer the consumer freedom of choice and deliver the goods instantly. The campaign will be contemporary, adaptive and even allow interaction with the consumer. Something the marketer can also experiment with is the parallel use of both a digital good and a physical premium. An example of such would be that the give-away of a promotion would be a pair of 3D glasses. Inside the pack could then be a code that can be typed online to view a 3D film. The possibilities are endless, but the idea would be that the physical and digital goods complement each other to create something new and exciting for the consumer.

© 2015 Global Journals Inc. (US)

References Références Referencias

1. Alvarez Alvarez, B. & Vásquez Caesiellus, R. 2010. Consumer evaluations of sales promotion: the effect on brand choice. *European Journal of Marketing* 39: 1/2.
2. Boonlertvanic, K. 2010. The relationship between sale promotions, duration of receiving rewards and customer preference: a case study on financial products. *Journal of Academy of Business and Economics* 10:1.
3. Brassington, F. & Pettit, S. 1997. *Principles of Marketing*. London: Pitman.
4. Burnett, J. 1993. *Promotion Management.* Boston: Houghton Mifflin Company
5. Chandon, P., Wansink, B. & Laurent, G. 2000. A Benefit Congruency Framework of Sales Promotion Effectiveness. *Journal of Marketing* 64:4 pp. 65-81.
6. Chiou-Wei, S. & Inman, J. 2008. Do shoppers like electronic coupons? *Journal of retailing* 84:3 pp. 297-307.
7. D'Astous, A. & Jacob, I. 2002. Understanding consumer reactions to premium-based promotional offers. *European Journal of Marketing* 36: 11/12.
8. D'Astous, A. & Landerville, V. 2003. An experimental investigation of factors affecting consumers' perceptions of sales promotions. *European Journal of Marketing* 37: 11/12.
9. Dekimpe, M. & Hanssens, D. 1995. The persistence of marketing effects on sales. *Marketing Science* 4:1.
10. Hui, K. & Chau, P. 2002. Classifying digital products. *Communications of the ACM* 45:6.
11. Keppel, G. 1991. *Design and Analysis: A Researcher's Handbook.* Englewood Cliffs: Prentice-Hall.
12. Koiso-Kanttila, N. 2008. Digital Content Marketing: A Literature Synthesis. *Journal of Marketing Management* 20 pp. 45-65.
13. Kotler, P. & Armstrong, G. 2011. *Principles of marketing.* New Jersey: Pearson Education, Inc.
14. Koukova, N., Kannan, P. & Ratchford, B. 2008. Product form bundling: Implications for marketing digital products. *Journal of retailing* 84:2 pp. 181-194.
15. Laroche, M., Pons, F., Zgoll, N., Cervellon, M. & Kim, C. 2003. A model of consumer response to two retail sales promotion techniques. *Journal of Business Research* 56 pp. 513-522.
16. Laroche, M., Yang, Z., McDougall, G. & Bergeron, J. 2005. Internet versus brick-and-mortar retailers: An investigation into intangibility and its consequences. *Journal of Retailing* 81:4 pp. 251-267 .
17. Liao, S. & Ze, Y. 2006. The effect of nonmonetary sales promotion on consumer preferences: the contingent role of product category. *The Journal of American Academy of Business* 8:2.
18. Lichtenstein, D., Burton, S. & Netemeyer, R. 1997. An experimental examination of deal proneness across sales promotion types: a consumer segmentation perspective. *Journal of Retailing* 73:2 pp. 283-97.
19. Magid, A. & Lodish, L. 1990. Getting the most out of advertising and promotions. *Harvard Business review* 68:3 pp. 50-63.
20. Malhotra, N. & Birks, D. 2006. *Marketing Research, an applied approach.* Essex: Pearson Education Limited.
21. Myers, J. & M. & Well, A. 2003. *Research Design and Statistical Analysis.* New Jersey: Lawrence Erlbaum Associates Inc.
22. Phau, I. & Poon, S. 2006. Factors influencing the types of products and services purchased over the Internet. *Internet Research: Electronic Networking Applications and Policy* 10:2.
23. Rajagopal, B. 2008. Point-of-sales promotions and bying stimulation in retail stores.
24. *Database Marketing & Customer strategy management* 15:4 pp. 249-266.
25. Rossiter, J. & Percy, R. 1987. *Advertising & Promotion Management.* New York: McGraw-Hill Book Company.
26. Rowley, J. 2008. Understanding digital content marketing. *Journal of marketing management*, 24:5-6 pp. 517-540.
27. Simonson, I., Carmon, Z. & O'Curry, S. 1994. Experimental evidence on the negative effect of product features and sales promotions on brand choice. *Marketing Science* 13:1.
28. Stahl, F., Schäfer, M. & Maass, W. 2004. Strategies for Selling Paid Content on Newspaper and Magazine Web Sites: An Empirical Analysis of Bundling and Splitting of News and Magazine Articles. *The International Journal on Media Management* 6:1&2 pp. 59–66.
29. Swartman, P., Krueger, C. &Van der Beek, K. 2006. The changing digital content landscape: an evaluation of e-business model development in European online news and music. *Internet research* 16:1 pp. 53-80. 26-43.

© 2015 Global Journals Inc. (US)

Global Journal of Management and Business Research: a Administration and Management
Volume 15 Issue 2 Version 1.0 Year 2015
Type: Double Blind Peer Reviewed International Research Journal
Publisher: Global Journals Inc. (USA)
Online ISSN: 2249-4588 & Print ISSN: 0975-5853

Measuring Job Satisfaction Level of Employees using Demographics: A Study of HDFC Bank

By Dr. Suhaila Sikeen Khan

Islamia College of Science and Commerce, India

Abstract- In this highly competitive world, success of any organization depends on its human resource. Banks are no exception to this. A satisfied, happy and hard working employee is the biggest resource of any organization, including banks. Workforce of any bank is responsible to a large extent for its higher productivity and higher profitability and higher shareholders value and also plays a vital role in underpinning the economic development of a country. In view of this widespread belief an attempts has been made in the present study to evaluate the job satisfaction level of employees in HDFC bank in Kashmir division. The study also focused on the impact of different demographic factors like, age, gender, income, education, position and marital status on the overall job satisfaction level of employees. The study used independent student t-test and one-way ANOVA to unearth the variation, if any, between overall job satisfaction level and control/demographic variables. Based on the data gathered from two hundred respondents, the results showed that employees are satisfied with their jobs in the said bank.

Keywords: job satisfaction, dimensions of job satisfaction, variance, dissatisfaction, HDFC bank and kashmir division.

GJMBR - A Classification : JEL Code : J28

MEASURINGJOBSATISFACTIONLEVELOFEMPLOYEESUSINGDEMOGRAPHICSASTUDYOFHDFCBANK

Strictly as per the compliance and regulations of:

© 2015. Dr. Suhaila Sikeen Khan. This is a research/review paper, distributed under the terms of the Creative Commons Attribution-Noncommercial 3.0 Unported License http://creativecommons.org/licenses/by-nc/3.0/), permitting all non-commercial use, distribution, and reproduction in any medium, provided the original work is properly cited.

Measuring Job Satisfaction Level of Employees using Demographics: A Study of HDFC Bank

Dr. Suhaila Sikeen Khan

Abstract- In this highly competitive world, success of any organization depends on its human resource. Banks are no exception to this. A satisfied, happy and hard working employee is the biggest resource of any organization, including banks. Workforce of any bank is responsible to a large extent for its higher productivity and higher profitability and higher shareholders value and also plays a vital role in underpinning the economic development of a country. In view of this widespread belief an attempts has been made in the present study to evaluate the job satisfaction level of employees in HDFC bank in Kashmir division. The study also focused on the impact of different demographic factors like, age, gender, income, education, position and marital status on the overall job satisfaction level of employees. The study used independent student t-test and one-way ANOVA to unearth the variation, if any, between overall job satisfaction level and control/demographic variables. Based on the data gathered from two hundred respondents, the results showed that employees are satisfied with their jobs in the said bank. The study further revealed that employees with higher age groups, higher salaries, and higher managerial positions are more satisfied than other groups. This paper presents a comprehensive diagnosis of job satisfaction indices of HDFC bank and the factors causing the dissatisfaction and provides suggestions to improve them.

Keywords: job satisfaction, dimensions of job satisfaction, variance, dissatisfaction, HDFC bank and kashmir division.

I. Introduction

Today's work environment is undergoing a major shift; factors such as globalisation, growing economies, and improved technology are constantly presenting new challenges and creating new opportunities for people. With these changes, people's perceptions regarding their jobs are also changing. In this grow-or-die marketplace, the success of any organisation relies on its workforce. Satisfied and committed employees are the most significant assets of any organisation, including banks. As banking institutions are the backbone of a nation's economy, the efficient management of human resources and the maintenance of higher job satisfaction levels are important and affects the growth and performance of an entire economy (Arunima and Pooja, 2009). A satisfied, happy and hardworking employee is the biggest asset of any organization which ultimately leads towards higher profitability and shareholders' value.

Banks are mainly concerned with providing services to its customers which largely depends on its employees. Better Financial services along with their better customer services of the banks become more important due to growing competition in the market. It has been realized that bank employees' are in direct contact with customers and play an important role for the bank by delivering bank services. Moreover, bank all over the world offer similar kinds of services, and try to quickly match their competitors' innovations. In such situation, job satisfaction of bank employees is an important issue for the improved financial services to the customers. Therefore, this issue has to be properly taken into account in order to achieve ultimate goals of any organisation particularly banks. Any business can achieve success and peace only when the problem of satisfaction and dissatisfaction of workers are felt understood and solved, problem of efficiency, absenteeism, labour turnover require a social skill of understanding human problems and dealing with them scientifically serves the purpose to solve the human problems in the industry. So, for the success of banking, it is very important to manage human resources efficiently and to find whether its employees are satisfied are not. Only if they are highly satisfied with their job, they will work more with commitment and project a positive image of the organization in the industry (Suman and Ajay, 2013). Job satisfaction is an integral component of organisation climate and an important element in the management employee's relationship. Job satisfaction means individuals emotional reaction to job. It is a positive emotional state that occurs when a person's job expectation are fulfilled at the working environment.

II. Objectives of the Study

In view of the growing importance of job satisfaction among employees in banks, an attempt has been made in the present study, to measure job satisfaction among HDFC bank employees in Kashmir division and to understand whether employees are really satisfied with their current job or not. The study also focused on the impact of different control variables such as education, current position, gender, marital status, income on the overall job satisfaction of employees.

Author: Faculty in the Department of commerce, Islamia College of Science and Commerce, Srinagar, Jammu and Kashmir, India.
e-mail: ssuhaila.khan@gmail.com

© 2015 Global Journals Inc. (US)

Such an analysis will provide banks a quantitative estimate of the job satisfaction level of employees and also to suggest, on the basis of study results, ways and means for improving satisfaction of employees in banks with a view to make overall banking services more effective and efficient.

III. Literature Review

Job satisfaction is simply how people feel about their jobs and different aspects of their jobs. It is the extent to which people like (satisfaction) or dislike (dissatisfaction) their jobs (Spector, 1997). Further, job satisfaction is the amount of pleasure or contentment associated with a job. If you like your job intensely, you will experience high job satisfaction. If you dislike your job intensely, you will experience job dissatisfaction (Locke (1976). Job satisfaction is a combination of psychological, physiological and environmental circumstances that cause a person truthfully to say I am satisfied with my job or not. It has been studied both as a consequence of many individual and work environment characteristics and as an antecedent to many outcomes. Employees who have higher job satisfaction are usually less absent, less likely to leave, more productive, more likely to display organisational commitment, and more likely to be satisfied with their lives (Lease, 1998). According to Robbins (1997), Job satisfaction is the difference between the amount of rewards employees receive and the amount they believe they should receive. Again, Mobey and Lockey (1970) opined Job satisfaction and dissatisfaction are function of the perceived relationship between what one expects and obtains from one's job and how much importance or value one attributes to it.

Job satisfaction is an attitude, which Porter, et. al., (1974) state is a more "rapidly formed" and a "transitory" work attitude "largely associated with specific and tangible aspects of the work environment". Job satisfaction is an individual's feeling regarding his or her work. It is the terminology used to describe whether employees are happy, contented and fulfilling their desires and needs at work. It is not the self- satisfaction, happiness or self- contentment but the satisfaction on the job.

Job Satisfaction can be influenced by a multitude of factors. Herzberg, et. al., (1959), after conducting a massive study developed 'Two Factor Theory' that identifies two set of factors contributing to job satisfaction and dissatisfaction. Those are (1) *Hygiene factors:* salary, relation with superior and peer, quality of technical supervision, company policy and administration, working condition etc. and (2) *Motivation factors:* Achievements, recognition, work itself, responsibility, advancement and possibility of growth, job design including task complexity, task variety, task independence and job satisfaction. Adding to this by Kalleberg and Loscocco (1983) showed that in USA, older workers are more satisfied than younger workers. Further, Shapiro and Stern found that professional women experienced lower levels of Job satisfaction than their male counterparts. Moreover, Islam (1999a and 1999b) found out that in Bangladesh, the level of Job satisfaction of Government employees is higher than that of NGO employees and male employees are more satisfied than women. Rahman and Sarcar (1990) found that among professional women's occupational stress was higher for unmarried ones. Alam (2003) conducted a research on the Job satisfaction of female workers in different garment factories and concluded that the level of satisfaction is positively correlated with level of wages they get. Bajpai and Srivastava (2004) studied the satisfaction levels of employees of two public sector and two private sector banks in India. The results indicated that layoff threats, quick turnover, less welfare schemes, and less scope for vertical growth increased job dissatisfaction. In contrast, secure job environment, welfare policies, and job stability increased the degree of job satisfaction. Kaleque and Rahman (1987) conducted a study on Job satisfaction of Bangladeshi industrial workers regarding influence of some job facets including job content, coworkers, supervision, wage promotion, work environment and communication. They concluded that job facets can be source of satisfaction as well as dissatisfaction. In their study, Kumudha and Abraham (2008) compared 100 managers from 13 public and private sector banks and found that the programs related to self-development, information about job openings, opportunities to learn new skills and retirement preparation programs greatly influence the feelings of career satisfaction. Ziaul, et. al., (2005), in their study on comparative Job satisfaction of senior male and female executives in Bangladesh, showed that there are insignificant difference between male and female executives regarding satisfaction in different aspects of job. The direction of all these studies on job satisfaction concluded that there are many factors within job environment that is having an influence on the job satisfaction of employees. These factors are satisfaction with the work itself, wages, and recognition, rapport with supervisors and co-workers, and chance for advancement, gender, marital status, and education and so on (Hussami, 2008; Mulinge and Mullier 1998; Willem, et. al., 2007; Fisher and Locke, 1992; Xie and Johns, 2000; Lane, et. al., 2010; Vidal, et. al., 2007).

IV. Research Hypothesis

Based on the above literature review, following hypothesis have been framed for the present study

H1: Job Satisfaction level varies significantly across genders in the bank, under study;

© 2015 Global Journals Inc. (US)

H2: Job Satisfaction level varies significantly across marital groups;

H3: Job Satisfaction level varies significantly across different occupying positions;

H4: Job Satisfaction level varies significantly across different age groups;

H5: Job Satisfaction level varies significantly across all educational groups;

H6: Job Satisfaction level varies significantly across all income groups.

V. Research Design

The present study has been designed with a view to investigate the satisfaction level of HDFC Bank employees in Kashmir division and to find out the effect of various aspects (pay and fringe benefits, relation with co-workers supervision, employees empowerment, nature of job, employees participation, performance appraisal and training and development, etc.) on the overall job satisfaction. For this purpose, a survey was undertaken to assess the Employees Job Satisfaction level in HDFC bank branches located at various places in Kashmir. 200 employees of HDFC Bank were contracted on the basis of convenience sampling to ascertain their views on job satisfaction level with the said bank. They were appraised about the purpose of the study and request was made to them to fill up the questionnaires with correct and unbiased information. The survey was conducted for a period of four months. All-important demographic characteristics like age, sex, level of income, level of education and profession were taken into consideration while seeking the response from the customers. The effort was made to give a balanced representation to above demographic characteristics to make the sample representative.

A considerable number of respondents belonged were male (52.66 percent) whereas 47.33 percent of them were female. It is clear from the data that 32 percent of the employees are graduates, 63 percent of the employees are post-graduate and the remaining (6 percent) were 10+2 in HDFC Bank. Therefore, the study implies that the majority of the employees working in HDFC are highly educated. It has been observed from the data that majority of the respondents (78 percent) in HDFC Bank were in the age group of 21-35 years, and 19.33 percent were in the age group of 36-50 years, whereas those who were in the age group of Above 51 years were 2.66 percent. It has been observed from the data that 62 percent of the respondents are working on managerial post, whereas the rest 38 percent are of non-managerial posts. 55.33 percent of respondents belong to salary group of up to Rs. 25000 while 30.66 percent of respondents belonged to second group and the remaining to third group. Further, it was found from the study that 34 percent of respondents were married whereas remaining was unmarried.

VI. Research Instrument

A Questionnaire was designed to facilitate the respondents to identify the various variables contributing towards their job satisfaction and dissatisfaction. A semi-structured questionnaire has been used with a number of variables related to job satisfaction. The questionnaire covered following aspects: employee empowerment, supervision, performance appraisal, and nature of job, employee participation, training and development, pay and fringe benefits and also the demographic details of the respondents. The entire scale consists of 27-items. The endeavors were to identify the key Job satisfaction issues, on which employee's perception can be obtained. The respondents were requested specifically to ignore their personal prejudices and use their best judgment on a 10 point Likert's scale where '1' is *Strongly Disagree* and '10' is *Strongly Agree*. The purpose of this exercise was to make the response a true reflection of organization reality rather than an individual opinion.

In order to analyze the collected data and confirm the usefulness of the Instrument to the banking context, the statistical package for the social science (SPSS-21) was used.

VII. Results and Discussions

a) Job satisfaction in HDFC bank

In the present study, the main focus was to measure the job satisfaction and its dimensions: employees' empowerment, supervision, performance appraisal, nature of job, employees' participation, career development, fringe benefits. Employees perceptions were measured on a ten points *Strongly Disagree/ Strongly Agree Likert's Scale.* Mean scores were calculated for each dimensions. The data on Table 1 presents information regarding job satisfaction level of HDFC bank. The Table clearly reveals that the overall job satisfaction level of HDFC bank employees is 7.08 with standard deviation of 2.60. Dimension wise analysis reveals that job satisfaction score is highest in case of Job satisfaction with nature of job (7.45) followed by Job satisfaction with employees' participation (7.45) and Job satisfaction with training career development (7.16). Job satisfaction is score is low in case of Job satisfaction with fringe benefits (6.43) followed by Job satisfaction with performance appraisal (6.92).

© 2015 Global Journals Inc. (US)

Table 1 : Overall Job Satisfaction of HDFC Bank

S. No.	Dimensions	Mean	Standard Deviation
1	Job satisfaction with employees' empowerment.	7.04	2.58
2	Job satisfaction with supervision.	7.15	2.61
3	Job satisfaction with performance appraisal.	6.92	2.68
4	Job satisfaction with nature of job.	7.45	2.49
5	Job satisfaction with employees' participation.	7.43	2.35
6	Job satisfaction with training career development.	7.16	2.64
7	Job satisfaction with fringe benefits.	6.43	2.88
	Overall Job Satisfaction (Averaged on all Dimensions)	**7.08**	**2.60**

b) Job Satisfaction Variation Across Demographic Variables

In an attempt to study whether HDFC bank employees are satisfied with their jobs irrespective of different demographic variables. Mean scores with standard deviation were caluculated seperately for each group. Also, One-way ANOVA and Student t-test was accordingly performed to determine the level of difference, if any, among all groups.

c) Job Satisfaction Variation and Gender

With a view to measure job satisfaction variation, if any, due to gender differences, the respondents were grouped in male and female. The data on Table 2 brings to light that gender-wise there exists significant difference ($p<0.05$) on overall job satisfaction level of employees in bank, under study. further, the data on Table reveals that female employees (7.09) of said bank are more satisfied on overall job satisfaction than male ones (7.08). The result are in line with the finding of Ziaul, et. al., 2005.

Dimension-wise analysis reveals that females employees (7.15) are most satisfied then Male (6.94) when it comes to employee empowerment dimension. With respect to supervision dimension female employees (7.23) working in HDFC Bank are more satisfied compared to male ones (7.08). Female employees (6.77) are bit more dissatisfied with the performance appraisal done by the bank than male employees (7.07). Male employees are more satisfied with the nature of job than female employees. As per as Employee participation dimension is concerned there is not much difference between the two groups. Female employees feel good about the Training and Development carried on by the Bank and

Table 2 : Comparative Job Satisfaction Scores of Different Genders Groups

Dimensions	Gender							
	Male				Female			
	Mean	S.D.	t-value	p-value	Mean	S.D.	t-value	p-value
.1 Job satisfaction with employees' empowerment.	6.94	1.94	31.65	.000*	7.15	1.72	35.09	.000*
.2 Job satisfaction with supervision.	7.08	2.42	26.05	.000*	7.23	2.08	29.27	.000*
.3 Job satisfaction with performance appraisal.	7.07	2.40	25.71	.000*	6.77	2.42	23.59	.000*
.4 Job satisfaction with nature of job.	7.33	2.07	31.39	.000*	7.61	1.85	34.62	.000*

© 2015 Global Journals Inc. (US)

Job satisfaction with .5 employees' participation.	7.38	1.87	35.11	.000*	7.48	1.79	35.13	.000*
Job satisfaction with .6 training career development.	7.07	2.10	29.90	.000*	7.26	2.11	28.98	.000*
Job satisfaction with .7 fringe benefits.	6.72	2.41	24.78	.000*	6.11	2.64	19.50	.000*
Overall Job Satisfaction (Averaged on all Dimensions)	**7.08**	**1.81**	**34.10**	**.000***	**7.09**	**1.71**	**34.83**	**.000***

**Significant at 1 percent*

are more satisfied with the policies. Both the genders discloses low scores with respect to Pay and Fringe benefits given by the Bank. Although the responses taken show that male employees (6.72) aret more satisfied then female employees (6.11).

d) Job Satisfaction Variation and Marital Groups

The impact of marital differences, if any, of sample organization on the job satisfaction level was also studied. The results reveals that marital status wise there exists significant difference on overall job satisfaction in sample organization. Moreover the results added that married groups are more satisfied than unmarried group when it comes to overall job satisfaction level.

Table 3 : Comparative Job Satisfaction Scores of Different Marital Groups

Dimensions	Marital Status							
	Married				Unmarried			
	Mean	S.D.	t-value	p-value	Mean	S.D.	t-value	p-value
1. Job satisfaction with employees' empowerment.	7.09	2.11	23.95	.000*	7.02	1.69	41.22	.000*
2. Job satisfaction with supervision.	7.56	2.27	23.74	.000*	6.94	2.23	30.94	.000*
3. Job satisfaction with performance appraisal.	7.29	2.35	22.10	.000*	6.72	2.45	27.33	.000*
4. Job satisfaction with nature of job.	7.43	2.19	24.17	.000*	7.46	1.85	40.07	.000*
5. Job satisfaction with employees' participation.	7.45	1.95	27.19	.000*	7.42	1.76	41.73	.000*
6. Job satisfaction with training career development.	7.25	2.34	22.11	.000*	7.11	1.97	35.79	.000*
7. Job satisfaction with fringe benefits.	6.94	2.47	19.99	.000*	6.17	2.53	24.25	.000*
Overall Job Satisfaction (Averaged on all Dimensions)	**7.29**	**1.99**	**26.13**	**.000***	**6.98**	**1.65**	**41.84**	**.000***

**Significant at 1 percent*

The data further reveals that dimension-wise both married and unmarried employees working in HDFC Bank are satisfied with the employee empowerment dimension prevailing in the bank. Though, the higher rate of satisfaction lies within the married employees (7.09) than unmarried employees (7.02). With respect to supervision dimension unmarried employees tend to be dissatisfied than married employees as per the data is concerned. The Table 3 clearly shows that married employees are satisfied than unmarried employees with mean responses as (7.56) and (6.94) respectively. Unmarried employees show a little dissatisfaction with respect to performance appraisal system of the bank. The married employees however are satisfied with the performance appraisal system of HDFC Bank. Both married and unmarried

© 2015 Global Journals Inc. (US)

employees are satisfied with the nature of the work prevailing in HDFC bank. Also, there is not much difference in the mean response as indicated in the Table. Both married and unmarried employees working in HDFC Bank are satisfied with the employee participation procedures in HDFC bank. Also, there is not much difference in the mean response as indicated in the Table. With respect to Training & Career development married employees are more satisfied than unmarried employees. The mean response is (7.25) and (7.11) respectively. Both married and unmarried employees working in HDFC Bank are dissatisfied with the pay & fringe benefits given by the bank. This clearly shows that employees want an increment in their pay to boost up their satisfaction with the job.

e) Job Satisfaction Variation and Managerial Position

To study job satisfaction variation by position, respondents were categorized in to two groups' viz., managerial and non-managerial group. The job satisfaction scores for each group and for each dimension are presented in Table 4. The Table clearly reveals that there exists significant difference in the job satisfaction of employees in HDFC bank as per position is concerned. Further the analysis reveal that employees enjoying managerial positions (7.15) are more satisfied with their jobs than non-managerial group (6.98).

Moreover the dimension-wise analysis reveals that employees with managerial post are more satisfied then employees at non-managerial posts on empowerment employees dimension. The mean response is (7.07) and (6.99) respectively. Though both the sections are satisfied with the supervision dimension under which employees are currently working, but Managerial employees (7.22) are a bit more satisfied then Non-managerial employees (7.05). Employees having non-managerial post are more satisfied with the Performance appraisal system then Managerial employees. There is not much difference between managerial and non-managerial employees with respect to nature of work prevailing in HDFC Bank. The mean response on comparison shows that employees at latter positions are bit more satisfied then the former. Employees on managerial posts are more satisfied than employees on non-managerial posts. The mean response between the two under employee participation is (7.55) and (7.24) respectively. With respect to Training and Development, non-managerial employees working in HDFC Bank seem to be a bit dissatisfied with procedures carried on by the bank. The satisfaction level is higher in employees on managerial posts. Employees on both the positions are bit dissatisfied with the Pay and Fringe benefits given by the bank. Though in comparison employees on managerial posts are more satisfied then other one.

Table 4 : Comparative Job Satisfaction Scores of Different Postions

Dimensions	Postion							
	Mangerial				Non-Managerial			
	Mean	S.D.	t-value	p-value	Mean	S.D.	t-value	p-value
1. Job satisfaction with employees' empowerment.	7.07	2.02	33.73	.000*	6.99	1.51	34.87	.000*
2. Job satisfaction with supervision.	7.22	2.47	28.16	.000*	7.05	1.87	28.38	.000*
3. Job satisfaction with performance appraisal.	6.83	2.56	25.69	.000*	7.05	2.18	24.32	.000*
4. Job satisfaction with nature of job.	7.45	2.14	33.48	.000*	7.47	1.66	33.91	.000*
5. Job satisfaction with employees' participation.	7.55	1.95	37.16	.000*	7.24	1.59	34.35	.000*
6. Job satisfaction with training career development.	7.28	2.29	30.62	.000*	6.98	1.75	30.03	.000*
7. Job satisfaction with fringe benefits.	6.64	2.54	25.15	.000*	6.10	2.50	18.42	.000*
Overall Job Satisfaction (Averaged on all Dimensions)	**7.15**	**1.99**	**34.49**	**.000***	**6.98**	**1.35**	**38.82**	**.000***

**Significant at 1 percent*

© 2015 Global Journals Inc. (US)

f) Job Satisfaction Variation and Education

To study job satisfaction variation by education, if any in HDFC bank at different level, respondents were grouped into three levels viz., secondary level, graduation level and post graduation level. Mean and standard deviation were calculated for each level separately. The analysis reveals that there insignificant difference ($p>0.05$) in the job satisfaction of employees. This discloses that HDFC bank does not take into account the level of education of their employees when they are serving them.

The overall analysis shows that employees with graduation as their qualification are more satisfied with the bank than others groups, under consideration as is revealed by their perception scores.

Further it is evident from Table 5 that on Employee Empowerment dimension Secondary level employees are most satisfied then Post Graduate and Graduate level employees. With respect to supervision dimension Post Graduate employees working in HDFC Bank are more satisfied compared to other two. Further, Employees with Graduation as their qualification are more satisfied with the performance appraisal system in the bank. The Table clearly shows a low responses collected form secondary (6.17) and Post Graduate level employees (6.97). Employees are satisfies with the nature of work they perform irrespective of their qualification. Moreover, there is not much difference between the satisfaction levels of employees on employee participation dimensions. Employees with Post Graduation as their qualification are more satisfied with Training and Development carried on by the Bank than Secondary and Graduate level. On pay and fringe benefits, employees with post graduation (6.55) are more satisfied followed by graduation (6.51) and secondary level (4.85).

g) Job Satisfaction Variation and Age

With the view to measure the job satisfaction variation, if any, of different age groups of sample organization, respondents were divided in to three age groups viz., 20-35 years, 35-50 years and above 51 years. Job satisfaction scores were calculated for each group of the respective bank separately which is presented in Table 6. The Table reveals that there exists insignificant difference ($p>0.05$) among all age groups. The data further shows that employees with age group of above 51 years (9.09) are more satisfied followed by age group of 31 -40 years (7.35). Kalleberg and Loscocco (1983) also found that employees with higher age are more satisfied than lower age groups employees.

Dimension-wise analysis reveals that on Employee Empowerment dimension employees falling in the age group 41-50 Years (9.18) are more satisfied followed by age group of 36-50 years. With respect to supervision dimension employees falling in the age group of above 51 years are more satisfied followed by the age group 36-50 years and least satisfaction is from the employees falling in the age group 20-35 years. On Performance appraisal dimension, employees falling in the age group above 51 years (8.63) are more satisfied than the employees falling in other age groups. Employees falling in the age group above 51 years are satisfied with respect to nature of the job prevailing within the organization. Training and Development procedures carried on by the bank seem to be satisfying more to the above 51 years group followed by 36-50 years age group. Employees with the age group of above 51 years are enjoying the fringe benefits of the said bank than other age groups as per job satisfaction scores are concerned.

h) Job Satisfaction Variation and Income

The analysis of Table 7 brings out the comparative job satisfaction scores by different income groups of select sample organization. Respondents were categorized into three groups' viz., income up to Rs 25000 p.m., income from Rs 20001 p.m. to 50000 p.m. and income above Rs 510001 p.m. The data clearly discloses that there exists insignificant difference in overall job satisfaction level of employees of select organization among different income groups. Further the analysis reveals that employees with income of above Rs 510001 (7.75) are more satisfied than other two groups. These findings are in line with the results of Zobal, 1998; Moncarz et al., 2009; Chiu et al., 2002 who found that higher salary works as a important motivator within the organisation which results in enhanced attraction and retention among employees.

The Table further revels that Employee with income group of Upto Rs. 25000 p.m. are more satisfied on nature of job dimension (7.38) followed by employees participation dimension (7.32). Employees with income group of Rs. 25001 -50000 p.m. are more satisfied on employees participation dimensions (7.51) followed by nature of job dimension (7.45) and supervision dimension (7.37). Respondents with income group of above Rs. 510001 p.m. are more satisfied on supervision dimension (7.88).

VIII. Conclusions and Suggestions

Employee job satisfaction can improve service quality and increase employee satisfaction. In this circumstance, policy makers and managers have turned their attention to provide different kinds of facilities to their employees in order to satisfy their employees. This study tested the impact of certain factors which affects the job satisfaction level of employees in HDFC bank at Kashmir division. The results put forward that these factors had satisfactorily explained job satisfaction level and that the policy makers and managers should focus on these factors to improve job satisfaction level, if they want to enhance their businesses. The results revealed

© 2015 Global Journals Inc. (US)

that overall job satisfaction of HDFC banks employees is 7.08 with standard deviation of 2.60. Moreover, the study concluded that employees with higher age groups are more satisfied than lower age groups employees of the said bank. The study further added that higher salary, higher managerial position serves as a important medium for increased satisfaction. It is further disclosed that some factors like working environment of the employees, nature of the job, employee participation, relationship with other employees and are positively contributing towards job satisfaction. While other factors involving some amount of dissatisfaction include supervision, employee empowerment, training and development of the employees.

Efficient human resource management and maintaining higher job satisfaction level in banks determine not only the performance of the bank but also affect the growth and performance of the entire economy. So, for the success of banking, it is very important to manage human resource effectively and to find whether its employees are satisfied or not. Only if they are satisfied, they will work with commitment and project a positive image of the organization. Therefore, for improvisation of job satisfaction level of employees, tha bank management should:

- The management of Bank should keep an eye on the existing pay structure, as study reveals that many respondents are not satisfied with their salary. So, the company should try to provide the competitive pay structure considering industry situation.
- Though, most of the employees are quite satisfied with the present promotional policy which is basically based on seniority and length of work. It is recommended that the company should try to implement the promotional policy based on both seniority as well as performance so that the young and energetic employees are motivated to perform better in their job.
- Since the employees of HDFC Bank have lower level of satisfaction with training and development facilities, it should take steps to improve training and opportunities for career advancement. Training and development programs should be conducted from time to time so that employees do not get bored from their job.
- The kind of work given to an employee should be according to his/her abilities and knowledge and their efforts for doing a particular task and must be valued by giving appreciations and rewards to the employees for their hard work so that their level of motivation increases.
- Job satisfaction and dissatisfaction of Bank employees should be evaluated periodically for evolving dynamic and pragmatic policies for organization's growth and development.

Table 5: Comparative Job Satisfaction Scores of Different Education Groups

Dimensions	Education											
	Upto Secondary				Graduation				Post-Graduation			
	Mean	S.D.	f-value	p-value	Mean	S.D.	f-value	p-value	Mean	S.D.	f-value	p-value
1. Job satisfaction with employees' empowerment.	7.19	.95	200.08	.000	6.93	1.78	.027	.871	7.08	1.94	3.45	.036
2. Job satisfaction with supervision.	5.44	1.67	2.99	.127	7.03	2.10	.751	.391	7.39	2.33	2.14	.124
3. Job satisfaction with performance appraisal.	6.17	2.36	1.11	.326	7.01	2.03	.048	.828	6.97	2.58	1.31	.275
4. Job satisfaction with nature of job.	8.89	2.00	70.93	.000	7.48	1.66	.013	.909	7.32	2.04	2.27	.110
5. Job satisfaction with employees' participation.	7.80	1.56	35.87	.001	7.25	1.68	.077	.782	7.51	1.92	2.18	.119
6. Job satisfaction with training career development.	6.67	2.27	0.196	.672	6.76	2.14	.164	.688	7.41	2.05	1.14	.323
7. Job satisfaction with fringe benefits.	4.85	3.23	0.002	.965	6.51	2.44	.225	.638	6.55	2.49	2.25	.111
Overall Job Satisfaction (Averaged on all Dimensions)	**7.01**	**1.19**	**0.249**	**.159**	**7.03**	**1.66**	**.162**	**.688**	**7.20**	**1.82**	**2.82**	**.065**

**Significant at 1 percent*

© 2015 Global Journals Inc. (US)

Table 6: Comparative Job Satisfaction Scores of Different Age Groups.

Dimensions	Age											
	20-30 years				31-40 years				Above 41 years			
	Mean	S.D.	f-value	p-value	Mean	S.D.	f-value	p-value	Mean	S.D.	f-value	p-value
1. Job satisfaction with employees' empowerment.	6.91	1.70	.006	.994	7.28	2.23	.288	.752	9.18	1.64	-	-
2. Job satisfaction with supervision.	6.98	2.20	.905	.407	7.56	2.42	.102	.903	9.42	0.96	73.80	.013
3. Job satisfaction with performance appraisal.	6.78	2.33	.980	.378	7.33	2.57	.106	.900	8.63	2.75	-	-
4. Job satisfaction with nature of job.	7.41	1.84	.209	.812	7.43	2.44	.156	.857	9.20	1.47	484.00	.002**
5. Job satisfaction with employees' participation.	7.35	1.76	.325	.723	7.58	2.02	.222	.802	9.19	1.63	-	-
6. Job satisfaction with training career development.	7.07	2.02	.364	.696	7.31	2.35	.745	.484	8.92	2.17	-	-
7. Job satisfaction with fringe benefits.	6.25	2.52	.138	.872	6.87	2.46	.952	.399	8.75	2.28	429.62	.002**
Overall Job Satisfaction (Averaged on all Dimensions)	**7.01**	**1.58**	**.349**	**.706**	**7.35**	**2.15**	**.245**	**.785**	**9.09**	**1.74**	**2116.0**	**.000***

**Significant at 1 percent **Significant at 5 percent*

Table 7: Comparative Job Satisfaction Scores of Different Income Groups.

Dimensions	Monthly income											
	Upto Rs 25000 p.m.				Rs. 25001-50000 p.m.				Above Rs. 50001p.m.			
	Mean	S.D.	f-value	p-value	Mean	S.D.	f-value	p-value	Mean	S.D.	f-value	p-value
1. Job satisfaction with employees' empowerment.	6.88	1.73	.695	.502	7.07	1.88	1.80	.177	7.60	2.15	.077	.784
1. Job satisfaction with supervision.	6.82	2.28	1.04	.358	7.37	2.39	2.93	.064	8.00	1.62	.153	.700
2. Job satisfaction with performance appraisal.	6.61	2.38	1.29	.280	7.08	2.51	.576	.566	7.88	2.04	.171	.684
3. Job satisfaction with nature of job.	7.38	2.04	7.41	.001	7.45	1.94	2.41	.101	7.83	1.82	.530	.475
4. Job satisfaction with employees' participation.	7.32	1.93	1.12	.331	7.51	1.74	2.34	.108	7.81	1.57	1.08	.312
5. Job satisfaction with training career development.	6.96	2.20	.097	.907	7.09	2.07	1.36	.267	8.11	1.49	5.09	.036
6. Job satisfaction with fringe benefits.	6.27	2.55	1.53	.222	6.38	2.54	.148	.862	7.19	2.41	1.56	.227
Overall Job Satisfaction (Averaged on all Dimensions)	**6.95**	**1.72**	**.258**	**.773**	**7.17**	**1.75**	**1.39**	**.261**	**7.75**	**1.64**	**.769**	**.391**

**Significant at 1 percent*

© 2015 Global Journals Inc. (US)

References Références Referencias

1. *Alam, S. M. Ikhtiar (2003),* "Job Satisfaction: A Case Study of Female Workers in Different Garment Factories in Dhaka City", (Mimeo Presented To Faculty Of Social Science), Jahangirnagar University, Savar and Dhaka.
2. *AL-Hussami M., (2008),* "A Study of Nurses' Job Satisfaction: The Relationship To Organizational Commitment, Perceived Organizational Support, Transactional Leadership, Transformational Leadership, And Level Of Education", Eur. J. Sci. Res., Vol. 22, No. 2, Pp. 286-295.
3. *Arunima Shrivastava and Pooja Purang, (2009),* "Employee Perception of Job Satisfaction: Comparative Study on Indian Banks", Asian Academy of Management Journal, Vol. 14, No.2 and Pp. 65-78.
4. *Bajpai, N., and Srivastava, D. (2004),* "Sectorial Comparison of Factors Influencing Job Satisfaction in Indian Banking Sector", Singapore Management Review, Vol. 26, No. (2), Pp. 89–99.
5. *Herzberg F, Mausner B, and Snyderman B. B., (1959),* "The Motivation to Work", New York Wiley, Pp. 157.
6. *Islam, Nazrul (1999a),* "Job Stress and Job Satisfaction of Male and Female Employees Under Male And Female Supervisors", Bangladesh Psychological Studies, Vol. 9. Pp. 59-70
7. *Islam, Nazrul (1999b),* "Job Satisfaction of Government and NGO Employees of Dhaka City", Bangladesh Psychological Studies, Vol. 23. Pp. 19-26.
8. *Khaleque, A. and Rahman, M. A., (1987),* "Perceived Importance of Job Facets and Overall Job Satisfaction of Industrial Workers", Human Relations, Vol. 40, Issue 7, PP 401-416.
9. *Kumudha A., and Abraham, S. (2008),* "Organization Career Management and Its Impact on Career Satisfaction: A Study in the Banking Sector", ICFAI University Journal of Bank Management, Vol. 7, No. (3), Pp. 71–84.
10. *Lane KA, Esser J, Holte B, and Mccusker MA (2010),* "A Study of Nurse Faculty Job Satisfaction in Community Colleges in Florida", Teach. Learn. Nurs. Vol. 5, Pp. 16-26.
11. *Lease, S. H. (1998),* "Annual Review, 1993–1997: Work Attitudes and Outcomes", Journal of Vocational Behaviour, Vol. 53, No. 2, Pp. 154–183.
12. *Locke, E. (1976),* "The Nature and Causes of Job Satisfaction", In M. D. Dunnette (Ed.). Handbook of Industrial and Organizational Psychology (1297–1349), Chicago: Rand McNally.
13. *Mobey and Lockey, E. A. (1970),* "Job Satisfaction and Performance: A Theoretical Analysis, Organizational Behavior and Human Performance", Vol. 5, Pp. 484-500.
14. *Mulinge M, Muller CW (1998),* "Employee Job Satisfaction In Developing Countries: The Case Of Kenya", World Dev., 26(12): 2181-2199.
15. *Oshagbemi, T. (2000),* "Gender Differences in the Job Satisfaction of University Teachers," Journal of Women in Management Review, Vol.15, No. 7, Pp 331-343.
16. *Rahman, Azizur and Sorcar, Nihar R. (1990),* "Occupational Stress, Marital Status and Job Satisfaction of Working Women: The Dhaka University Studies", Part – C, Vol. 12, No. 2, Pp 55-61.
17. *Robbins, Stephen P. (1997),* "Organizational Behavior", Prentice Hall
18. *Spector, P. (1997),* "Application, Assessment, Causes and Consequences", CA: Sage Publishers.
19. *Suman Devi and Ajay Suneja, (2013),* "Job Satisfaction among Bank Employees: A Comparative Study of Public Sector and Private Sector Banks", International Journal of Research in Management, Science and Technology, Vol. 1, No. 2, Pp. 93-101.
20. *Vidal Mes, Valle Rs and Aragon Bmi (2007),* "Antecedents of Repatriates' Job Satisfaction and its Influence on Turnover Intentions: Evidence from Spanish Repatriated Managers", J. Bus. Res., Vol.60, Pp. 1272-1281.
21. *Zobal C (1998),* "The Ideal Team Compensation System – An Overview: Part I", Team Perform. Manage., Vol. 4, No. 5, Pp. 235-249.

© 2015 Global Journals Inc. (US)

Global Journals Inc. (US) Guidelines Handbook 2015

www.GlobalJournals.org

FELLOW OF ASSOCIATION OF RESEARCH SOCIETY IN BUSINESS (FARSB)

Global Journals Incorporate (USA) is accredited by Open Association of Research Society (OARS), U.S.A and in turn, awards "FARSB" title to individuals. The 'FARSB' title is accorded to a selected professional after the approval of the Editor-in-Chief/Editorial Board Members/Dean.

- The "FARSB" is a dignified title which is accorded to a person's name viz. Dr. John E. Hall, Ph.D., FARSB or William Walldroff, M.S., FARSB.

FARSB accrediting is an honor. It authenticates your research activities. After recognition as FARSB, you can add 'FARSB' title with your name as you use this recognition as additional suffix to your status. This will definitely enhance and add more value and repute to your name. You may use it on your professional Counseling Materials such as CV, Resume, and Visiting Card etc.

The following benefits can be availed by you only for next three years from the date of certification:

FARSB designated members are entitled to avail a 40% discount while publishing their research papers (of a single author) with Global Journals Incorporation (USA), if the same is accepted by Editorial Board/Peer Reviewers. If you are a main author or co-author in case of multiple authors, you will be entitled to avail discount of 10%.

Once FARSB title is accorded, the Fellow is authorized to organize a symposium/seminar/conference on behalf of Global Journal Incorporation (USA).The Fellow can also participate in conference/seminar/symposium organized by another institution as representative of Global Journal. In both the cases, it is mandatory for him to discuss with us and obtain our consent.

You may join as member of the Editorial Board of Global Journals Incorporation (USA) after successful completion of three years as Fellow and as Peer Reviewer. In addition, it is also desirable that you should organize seminar/symposium/conference at least once.

We shall provide you intimation regarding launching of e-version of journal of your stream time to time.This may be utilized in your library for the enrichment of knowledge of your students as well as it can also be helpful for the concerned faculty members.

The FARSB can go through standards of OARS. You can also play vital role if you have any suggestions so that proper amendment can take place to improve the same for the benefit of entire research community.

As FARSB, you will be given a renowned, secure and free professional email address with 100 GB of space e.g. johnhall@globaljournals.org. This will include Webmail, Spam Assassin, Email Forwarders,Auto-Responders, Email Delivery Route tracing, etc.

The FARSB will be eligible for a free application of standardization of their researches. Standardization of research will be subject to acceptability within stipulated norms as the next step after publishing in a journal. We shall depute a team of specialized research professionals who will render their services for elevating your researches to next higher level, which is worldwide open standardization.

The FARSB member can apply for grading and certification of standards of their educational and Institutional Degrees to Open Association of Research, Society U.S.A. Once you are designated as FARSB, you may send us a scanned copy of all of your credentials. OARS will verify, grade and certify them. This will be based on your academic records, quality of research papers published by you, and some more criteria. After certification of all your credentials by OARS, they will be published on your Fellow Profile link on website https://associationofresearch.org which will be helpful to upgrade the dignity.

The FARSB members can avail the benefits of free research podcasting in Global Research Radio with their research documents. After publishing the work, (including published elsewhere worldwide with proper authorization) you can upload your research paper with your recorded voice or you can utilize chargeable services of our professional RJs to record your paper in their voice on request.

The FARSB member also entitled to get the benefits of free research podcasting of their research documents through video clips. We can also streamline your conference videos and display your slides/ online slides and online research video clips at reasonable charges, on request.

© Copyright by Global Journals Inc.(US)| Guidelines Handbook

The FARSB is eligible to earn from sales proceeds of his/her researches/reference/review Books or literature, while publishing with Global Journals. The FARSB can decide whether he/she would like to publish his/her research in a closed manner. In this case, whenever readers purchase that individual research paper for reading, maximum 60% of its profit earned as royalty by Global Journals, will be credited to his/her bank account. The entire entitled amount will be credited to his/her bank account exceeding limit of minimum fixed balance. There is no minimum time limit for collection. The FARSC member can decide its price and we can help in making the right decision.

The FARSB member is eligible to join as a paid peer reviewer at Global Journals Incorporation (USA) and can get remuneration of 15% of author fees, taken from the author of a respective paper. After reviewing 5 or more papers you can request to transfer the amount to your bank account.

MEMBER OF ASSOCIATION OF RESEARCH SOCIETY IN BUSINESS (MARSB)

The ' MARSB ' title is accorded to a selected professional after the approval of the Editor-in-Chief / Editorial Board Members/Dean.

The “MARSB” is a dignified ornament which is accorded to a person’s name viz. Dr. John E. Hall, Ph.D., MARSB or William Walldroff, M.S., MARSB.

MARSB accrediting is an honor. It authenticates your research activities. After becoming MARSB, you can add 'MARSB' title with your name as you use this recognition as additional suffix to your status. This will definitely enhance and add more value and repute to your name. You may use it on your professional Counseling Materials such as CV, Resume, Visiting Card and Name Plate etc.

The following benefitscan be availed by you only for next three years from the date of certification.

MARSB designated members are entitled to avail a 25% discount while publishing their research papers (of a single author) in Global Journals Inc., if the same is accepted by our Editorial Board and Peer Reviewers. If you are a main author or co-author of a group of authors, you will get discount of 10%.

As MARSB, you will be given a renowned, secure and free professional email address with 30 GB of space e.g. johnhall@globaljournals.org. This will include Webmail, Spam Assassin, Email Forwarders,Auto-Responders, Email Delivery Route tracing, etc.

© Copyright by Global Journals Inc.(US) | Guidelines Handbook

We shall provide you intimation regarding launching of e-version of journal of your stream time to time.This may be utilized in your library for the enrichment of knowledge of your students as well as it can also be helpful for the concerned faculty members.

The MARSB member can apply for approval, grading and certification of standards of their educational and Institutional Degrees to Open Association of Research, Society U.S.A.

Once you are designated as MARSB, you may send us a scanned copy of all of your credentials. OARS will verify, grade and certify them. This will be based on your academic records, quality of research papers published by you, and some more criteria.

It is mandatory to read all terms and conditions carefully.

Auxiliary Memberships

Institutional Fellow of Open Association of Research Society (USA)-OARS (USA)

Global Journals Incorporation (USA) is accredited by Open Association of Research Society, U.S.A (OARS) and in turn, affiliates research institutions as "Institutional Fellow of Open Association of Research Society" (IFOARS).

The "FARSC" is a dignified title which is accorded to a person's name viz. Dr. John E. Hall, Ph.D., FARSC or William Walldroff, M.S., FARSC.

The IFOARS institution is entitled to form a Board comprised of one Chairperson and three to five board members preferably from different streams. The Board will be recognized as "Institutional Board of Open Association of Research Society"-(IBOARS).

The Institute will be entitled to following benefits:

The IBOARS can initially review research papers of their institute and recommend them to publish with respective journal of Global Journals. It can also review the papers of other institutions after obtaining our consent. The second review will be done by peer reviewer of Global Journals Incorporation (USA) The Board is at liberty to appoint a peer reviewer with the approval of chairperson after consulting us.

The author fees of such paper may be waived off up to 40%.

The Global Journals Incorporation (USA) at its discretion can also refer double blind peer reviewed paper at their end to the board for the verification and to get recommendation for final stage of acceptance of publication.

The IBOARS can organize symposium/seminar/conference in their country on behalf of Global Journals Incorporation (USA)-OARS (USA). The terms and conditions can be discussed separately.

The Board can also play vital role by exploring and giving valuable suggestions regarding the Standards of "Open Association of Research Society, U.S.A (OARS)" so that proper amendment can take place for the benefit of entire research community. We shall provide details of particular standard only on receipt of request from the Board.

The board members can also join us as Individual Fellow with 40% discount on total fees applicable to Individual Fellow. They will be entitled to avail all the benefits as declared. Please visit Individual Fellow-sub menu of GlobalJournals.org to have more relevant details.

© Copyright by Global Journals Inc.(US) | Guidelines Handbook

We shall provide you intimation regarding launching of e-version of journal of your stream time to time. This may be utilized in your library for the enrichment of knowledge of your students as well as it can also be helpful for the concerned faculty members.

After nomination of your institution as "Institutional Fellow" and constantly functioning successfully for one year, we can consider giving recognition to your institute to function as Regional/Zonal office on our behalf.
The board can also take up the additional allied activities for betterment after our consultation.

The following entitlements are applicable to individual Fellows:

Open Association of Research Society, U.S.A (OARS) By-laws states that an individual Fellow may use the designations as applicable, or the corresponding initials. The Credentials of individual Fellow and Associate designations signify that the individual has gained knowledge of the fundamental concepts. One is magnanimous and proficient in an expertise course covering the professional code of conduct, and follows recognized standards of practice.

Open Association of Research Society (US)/ Global Journals Incorporation (USA), as described in Corporate Statements, are educational, research publishing and professional membership organizations. Achieving our individual Fellow or Associate status is based mainly on meeting stated educational research requirements.

Disbursement of 40% Royalty earned through Global Journals : Researcher = 50%, Peer Reviewer = 37.50%, Institution = 12.50% E.g. Out of 40%, the 20% benefit should be passed on to researcher, 15 % benefit towards remuneration should be given to a reviewer and remaining 5% is to be retained by the institution.

We shall provide print version of 12 issues of any three journals [as per your requirement] out of our 38 journals worth $ 2376 USD.

Other:

The individual Fellow and Associate designations accredited by Open Association of Research Society (US) credentials signify guarantees following achievements:

- The professional accredited with Fellow honor, is entitled to various benefits viz. name, fame, honor, regular flow of income, secured bright future, social status etc.

- In addition to above, if one is single author, then entitled to 40% discount on publishing research paper and can get 10%discount if one is co-author or main author among group of authors.
- The Fellow can organize symposium/seminar/conference on behalf of Global Journals Incorporation (USA) and he/she can also attend the same organized by other institutes on behalf of Global Journals.
- The Fellow can become member of Editorial Board Member after completing 3yrs.
- The Fellow can earn 60% of sales proceeds from the sale of reference/review books/literature/publishing of research paper.
- Fellow can also join as paid peer reviewer and earn 15% remuneration of author charges and can also get an opportunity to join as member of the Editorial Board of Global Journals Incorporation (USA)
- • This individual has learned the basic methods of applying those concepts and techniques to common challenging situations. This individual has further demonstrated an in–depth understanding of the application of suitable techniques to a particular area of research practice.

Note :

"

- In future, if the board feels the necessity to change any board member, the same can be done with the consent of the chairperson along with anyone board member without our approval.
- In case, the chairperson needs to be replaced then consent of 2/3rd board members are required and they are also required to jointly pass the resolution copy of which should be sent to us. In such case, it will be compulsory to obtain our approval before replacement.
- In case of "Difference of Opinion [if any]" among the Board members, our decision will be final and binding to everyone. "

Process of submission of Research Paper

The Area or field of specialization may or may not be of any category as mentioned in 'Scope of Journal' menu of the GlobalJournals.org website. There are 37 Research Journal categorized with Six parental Journals GJCST, GJMR, GJRE, GJMBR, GJSFR, GJHSS. For Authors should prefer the mentioned categories. There are three widely used systems UDC, DDC and LCC. The details are available as 'Knowledge Abstract' at Home page. The major advantage of this coding is that, the research work will be exposed to and shared with all over the world as we are being abstracted and indexed worldwide.

The paper should be in proper format. The format can be downloaded from first page of 'Author Guideline' Menu. The Author is expected to follow the general rules as mentioned in this menu. The paper should be written in MS-Word Format (*.DOC,*.DOCX).

The Author can submit the paper either online or offline. The authors should prefer online submission.Online Submission: There are three ways to submit your paper:

(A) (I) First, register yourself using top right corner of Home page then Login. If you are already registered, then login using your username and password.

(II) Choose corresponding Journal.

(III) Click 'Submit Manuscript'. Fill required information and Upload the paper.

(B) If you are using Internet Explorer, then Direct Submission through Homepage is also available.

(C) If these two are not convenient, and then email the paper directly to dean@globaljournals.org.

Offline Submission: Author can send the typed form of paper by Post. However, online submission should be preferred.

Preferred Author Guidelines

MANUSCRIPT STYLE INSTRUCTION (Must be strictly followed)

Page Size: 8.27" X 11'"

- Left Margin: 0.65
- Right Margin: 0.65
- Top Margin: 0.75
- Bottom Margin: 0.75
- Font type of all text should be Swis 721 Lt BT.
- Paper Title should be of Font Size 24 with one Column section.
- Author Name in Font Size of 11 with one column as of Title.
- Abstract Font size of 9 Bold, "Abstract" word in Italic Bold.
- Main Text: Font size 10 with justified two columns section
- Two Column with Equal Column with of 3.38 and Gaping of .2
- First Character must be three lines Drop capped.
- Paragraph before Spacing of 1 pt and After of 0 pt.
- Line Spacing of 1 pt
- Large Images must be in One Column
- Numbering of First Main Headings (Heading 1) must be in Roman Letters, Capital Letter, and Font Size of 10.
- Numbering of Second Main Headings (Heading 2) must be in Alphabets, Italic, and Font Size of 10.

You can use your own standard format also.
Author Guidelines:

1. General,

2. Ethical Guidelines,

3. Submission of Manuscripts,

4. Manuscript's Category,

5. Structure and Format of Manuscript,

6. After Acceptance.

1. GENERAL

Before submitting your research paper, one is advised to go through the details as mentioned in following heads. It will be beneficial, while peer reviewer justify your paper for publication.

Scope

The Global Journals Inc. (US) welcome the submission of original paper, review paper, survey article relevant to the all the streams of Philosophy and knowledge. The Global Journals Inc. (US) is parental platform for Global Journal of Computer Science and Technology, Researches in Engineering, Medical Research, Science Frontier Research, Human Social Science, Management, and Business organization. The choice of specific field can be done otherwise as following in Abstracting and Indexing Page on this Website. As the all Global

Journals Inc. (US) are being abstracted and indexed (in process) by most of the reputed organizations. Topics of only narrow interest will not be accepted unless they have wider potential or consequences.

2. ETHICAL GUIDELINES

Authors should follow the ethical guidelines as mentioned below for publication of research paper and research activities.

Papers are accepted on strict understanding that the material in whole or in part has not been, nor is being, considered for publication elsewhere. If the paper once accepted by Global Journals Inc. (US) and Editorial Board, will become the copyright of the Global Journals Inc. (US).

Authorship: The authors and coauthors should have active contribution to conception design, analysis and interpretation of findings. They should critically review the contents and drafting of the paper. All should approve the final version of the paper before submission

The Global Journals Inc. (US) follows the definition of authorship set up by the Global Academy of Research and Development. According to the Global Academy of R&D authorship, criteria must be based on:

1) Substantial contributions to conception and acquisition of data, analysis and interpretation of the findings.

2) Drafting the paper and revising it critically regarding important academic content.

3) Final approval of the version of the paper to be published.

All authors should have been credited according to their appropriate contribution in research activity and preparing paper. Contributors who do not match the criteria as authors may be mentioned under Acknowledgement.

Acknowledgements: Contributors to the research other than authors credited should be mentioned under acknowledgement. The specifications of the source of funding for the research if appropriate can be included. Suppliers of resources may be mentioned along with address.

Appeal of Decision: The Editorial Board's decision on publication of the paper is final and cannot be appealed elsewhere.

Permissions: It is the author's responsibility to have prior permission if all or parts of earlier published illustrations are used in this paper.

Please mention proper reference and appropriate acknowledgements wherever expected.

If all or parts of previously published illustrations are used, permission must be taken from the copyright holder concerned. It is the author's responsibility to take these in writing.

Approval for reproduction/modification of any information (including figures and tables) published elsewhere must be obtained by the authors/copyright holders before submission of the manuscript. Contributors (Authors) are responsible for any copyright fee involved.

3. SUBMISSION OF MANUSCRIPTS

Manuscripts should be uploaded via this online submission page. The online submission is most efficient method for submission of papers, as it enables rapid distribution of manuscripts and consequently speeds up the review procedure. It also enables authors to know the status of their own manuscripts by emailing us. Complete instructions for submitting a paper is available below.

Manuscript submission is a systematic procedure and little preparation is required beyond having all parts of your manuscript in a given format and a computer with an Internet connection and a Web browser. Full help and instructions are provided on-screen. As an author, you will be prompted for login and manuscript details as Field of Paper and then to upload your manuscript file(s) according to the instructions.

To avoid postal delays, all transaction is preferred by e-mail. A finished manuscript submission is confirmed by e-mail immediately and your paper enters the editorial process with no postal delays. When a conclusion is made about the publication of your paper by our Editorial Board, revisions can be submitted online with the same procedure, with an occasion to view and respond to all comments.

Complete support for both authors and co-author is provided.

4. MANUSCRIPT'S CATEGORY

Based on potential and nature, the manuscript can be categorized under the following heads:

Original research paper: Such papers are reports of high-level significant original research work.

Review papers: These are concise, significant but helpful and decisive topics for young researchers.

Research articles: These are handled with small investigation and applications

Research letters: The letters are small and concise comments on previously published matters.

5.STRUCTURE AND FORMAT OF MANUSCRIPT

The recommended size of original research paper is less than seven thousand words, review papers fewer than seven thousands words also.Preparation of research paper or how to write research paper, are major hurdle, while writing manuscript. The research articles and research letters should be fewer than three thousand words, the structure original research paper; sometime review paper should be as follows:

Papers: These are reports of significant research (typically less than 7000 words equivalent, including tables, figures, references), and comprise:

(a)Title should be relevant and commensurate with the theme of the paper.

(b) A brief Summary, "Abstract" (less than 150 words) containing the major results and conclusions.

(c) Up to ten keywords, that precisely identifies the paper's subject, purpose, and focus.

(d) An Introduction, giving necessary background excluding subheadings; objectives must be clearly declared.

(e) Resources and techniques with sufficient complete experimental details (wherever possible by reference) to permit repetition; sources of information must be given and numerical methods must be specified by reference, unless non-standard.

(f) Results should be presented concisely, by well-designed tables and/or figures; the same data may not be used in both; suitable statistical data should be given. All data must be obtained with attention to numerical detail in the planning stage. As reproduced design has been recognized to be important to experiments for a considerable time, the Editor has decided that any paper that appears not to have adequate numerical treatments of the data will be returned un-refereed;

(g) Discussion should cover the implications and consequences, not just recapitulating the results; conclusions should be summarizing.

(h) Brief Acknowledgements.

(i) References in the proper form.

Authors should very cautiously consider the preparation of papers to ensure that they communicate efficiently. Papers are much more likely to be accepted, if they are cautiously designed and laid out, contain few or no errors, are summarizing, and be conventional to the approach and instructions. They will in addition, be published with much less delays than those that require much technical and editorial correction.

The Editorial Board reserves the right to make literary corrections and to make suggestions to improve briefness.

It is vital, that authors take care in submitting a manuscript that is written in simple language and adheres to published guidelines.

Format

Language: The language of publication is UK English. Authors, for whom English is a second language, must have their manuscript efficiently edited by an English-speaking person before submission to make sure that, the English is of high excellence. It is preferable, that manuscripts should be professionally edited.

Standard Usage, Abbreviations, and Units: Spelling and hyphenation should be conventional to The Concise Oxford English Dictionary. Statistics and measurements should at all times be given in figures, e.g. 16 min, except for when the number begins a sentence. When the number does not refer to a unit of measurement it should be spelt in full unless, it is 160 or greater.

Abbreviations supposed to be used carefully. The abbreviated name or expression is supposed to be cited in full at first usage, followed by the conventional abbreviation in parentheses.

Metric SI units are supposed to generally be used excluding where they conflict with current practice or are confusing. For illustration, 1.4 l rather than 1.4 × 10-3 m3, or 4 mm somewhat than 4 × 10-3 m. Chemical formula and solutions must identify the form used, e.g. anhydrous or hydrated, and the concentration must be in clearly defined units. Common species names should be followed by underlines at the first mention. For following use the generic name should be constricted to a single letter, if it is clear.

Structure

All manuscripts submitted to Global Journals Inc. (US), ought to include:

Title: The title page must carry an instructive title that reflects the content, a running title (less than 45 characters together with spaces), names of the authors and co-authors, and the place(s) wherever the work was carried out. The full postal address in addition with the e-mail address of related author must be given. Up to eleven keywords or very brief phrases have to be given to help data retrieval, mining and indexing.

Abstract, used in Original Papers and Reviews:

Optimizing Abstract for Search Engines

Many researchers searching for information online will use search engines such as Google, Yahoo or similar. By optimizing your paper for search engines, you will amplify the chance of someone finding it. This in turn will make it more likely to be viewed and/or cited in a further work. Global Journals Inc. (US) have compiled these guidelines to facilitate you to maximize the web-friendliness of the most public part of your paper.

Key Words

A major linchpin in research work for the writing research paper is the keyword search, which one will employ to find both library and Internet resources.

One must be persistent and creative in using keywords. An effective keyword search requires a strategy and planning a list of possible keywords and phrases to try.

Search engines for most searches, use Boolean searching, which is somewhat different from Internet searches. The Boolean search uses "operators," words (and, or, not, and near) that enable you to expand or narrow your affords. Tips for research paper while preparing research paper are very helpful guideline of research paper.

Choice of key words is first tool of tips to write research paper. Research paper writing is an art.A few tips for deciding as strategically as possible about keyword search:

- One should start brainstorming lists of possible keywords before even begin searching. Think about the most important concepts related to research work. Ask, "What words would a source have to include to be truly valuable in research paper?" Then consider synonyms for the important words.
- It may take the discovery of only one relevant paper to let steer in the right keyword direction because in most databases, the keywords under which a research paper is abstracted are listed with the paper.
- One should avoid outdated words.

Keywords are the key that opens a door to research work sources. Keyword searching is an art in which researcher's skills are bound to improve with experience and time.

Numerical Methods: Numerical methods used should be clear and, where appropriate, supported by references.

Acknowledgements: Please make these as concise as possible.

References

References follow the Harvard scheme of referencing. References in the text should cite the authors' names followed by the time of their publication, unless there are three or more authors when simply the first author's name is quoted followed by et al. unpublished work has to only be cited where necessary, and only in the text. Copies of references in press in other journals have to be supplied with submitted typescripts. It is necessary that all citations and references be carefully checked before submission, as mistakes or omissions will cause delays.

References to information on the World Wide Web can be given, but only if the information is available without charge to readers on an official site. Wikipedia and Similar websites are not allowed where anyone can change the information. Authors will be asked to make available electronic copies of the cited information for inclusion on the Global Journals Inc. (US) homepage at the judgment of the Editorial Board.

The Editorial Board and Global Journals Inc. (US) recommend that, citation of online-published papers and other material should be done via a DOI (digital object identifier). If an author cites anything, which does not have a DOI, they run the risk of the cited material not being noticeable.

The Editorial Board and Global Journals Inc. (US) recommend the use of a tool such as Reference Manager for reference management and formatting.

Tables, Figures and Figure Legends

Tables: Tables should be few in number, cautiously designed, uncrowned, and include only essential data. Each must have an Arabic number, e.g. Table 4, a self-explanatory caption and be on a separate sheet. Vertical lines should not be used.

Figures: Figures are supposed to be submitted as separate files. Always take in a citation in the text for each figure using Arabic numbers, e.g. Fig. 4. Artwork must be submitted online in electronic form by e-mailing them.

Preparation of Electronic Figures for Publication

Even though low quality images are sufficient for review purposes, print publication requires high quality images to prevent the final product being blurred or fuzzy. Submit (or e-mail) EPS (line art) or TIFF (halftone/photographs) files only. MS PowerPoint and Word Graphics are unsuitable for printed pictures. Do not use pixel-oriented software. Scans (TIFF only) should have a resolution of at least 350 dpi (halftone) or 700 to 1100 dpi (line drawings) in relation to the imitation size. Please give the data for figures in black and white or submit a Color Work Agreement Form. EPS files must be saved with fonts embedded (and with a TIFF preview, if possible).

For scanned images, the scanning resolution (at final image size) ought to be as follows to ensure good reproduction: line art: >650 dpi; halftones (including gel photographs) : >350 dpi; figures containing both halftone and line images: >650 dpi.

Color Charges: It is the rule of the Global Journals Inc. (US) for authors to pay the full cost for the reproduction of their color artwork. Hence, please note that, if there is color artwork in your manuscript when it is accepted for publication, we would require you to complete and return a color work agreement form before your paper can be published.

Figure Legends: Self-explanatory legends of all figures should be incorporated separately under the heading 'Legends to Figures'. In the full-text online edition of the journal, figure legends may possibly be truncated in abbreviated links to the full screen version. Therefore, the first 100 characters of any legend should notify the reader, about the key aspects of the figure.

6. AFTER ACCEPTANCE

Upon approval of a paper for publication, the manuscript will be forwarded to the dean, who is responsible for the publication of the Global Journals Inc. (US).

6.1 Proof Corrections

The corresponding author will receive an e-mail alert containing a link to a website or will be attached. A working e-mail address must therefore be provided for the related author.

Acrobat Reader will be required in order to read this file. This software can be downloaded

(Free of charge) from the following website:

www.adobe.com/products/acrobat/readstep2.html. This will facilitate the file to be opened, read on screen, and printed out in order for any corrections to be added. Further instructions will be sent with the proof.

Proofs must be returned to the dean at dean@globaljournals.org within three days of receipt.

As changes to proofs are costly, we inquire that you only correct typesetting errors. All illustrations are retained by the publisher. Please note that the authors are responsible for all statements made in their work, including changes made by the copy editor.

6.2 Early View of Global Journals Inc. (US) (Publication Prior to Print)

The Global Journals Inc. (US) are enclosed by our publishing's Early View service. Early View articles are complete full-text articles sent in advance of their publication. Early View articles are absolute and final. They have been completely reviewed, revised and edited for publication, and the authors' final corrections have been incorporated. Because they are in final form, no changes can be made after sending them. The nature of Early View articles means that they do not yet have volume, issue or page numbers, so Early View articles cannot be cited in the conventional way.

6.3 Author Services

Online production tracking is available for your article through Author Services. Author Services enables authors to track their article - once it has been accepted - through the production process to publication online and in print. Authors can check the status of their articles online and choose to receive automated e-mails at key stages of production. The authors will receive an e-mail with a unique link that enables them to register and have their article automatically added to the system. Please ensure that a complete e-mail address is provided when submitting the manuscript.

6.4 Author Material Archive Policy

Please note that if not specifically requested, publisher will dispose off hardcopy & electronic information submitted, after the two months of publication. If you require the return of any information submitted, please inform the Editorial Board or dean as soon as possible.

6.5 Offprint and Extra Copies

A PDF offprint of the online-published article will be provided free of charge to the related author, and may be distributed according to the Publisher's terms and conditions. Additional paper offprint may be ordered by emailing us at: editor@globaljournals.org .

You must strictly follow above Author Guidelines before submitting your paper or else we will not at all be responsible for any corrections in future in any of the way.

Before start writing a good quality Computer Science Research Paper, let us first understand what is Computer Science Research Paper? So, Computer Science Research Paper is the paper which is written by professionals or scientists who are associated to Computer Science and Information Technology, or doing research study in these areas. If you are novel to this field then you can consult about this field from your supervisor or guide.

TECHNIQUES FOR WRITING A GOOD QUALITY RESEARCH PAPER:

1. Choosing the topic: In most cases, the topic is searched by the interest of author but it can be also suggested by the guides. You can have several topics and then you can judge that in which topic or subject you are finding yourself most comfortable. This can be done by asking several questions to yourself, like Will I be able to carry our search in this area? Will I find all necessary recourses to accomplish the search? Will I be able to find all information in this field area? If the answer of these types of questions will be "Yes" then you can choose that topic. In most of the cases, you may have to conduct the surveys and have to visit several places because this field is related to Computer Science and Information Technology. Also, you may have to do a lot of work to find all rise and falls regarding the various data of that subject. Sometimes, detailed information plays a vital role, instead of short information.

2. Evaluators are human: First thing to remember that evaluators are also human being. They are not only meant for rejecting a paper. They are here to evaluate your paper. So, present your Best.

3. Think Like Evaluators: If you are in a confusion or getting demotivated that your paper will be accepted by evaluators or not, then think and try to evaluate your paper like an Evaluator. Try to understand that what an evaluator wants in your research paper and automatically you will have your answer.

4. Make blueprints of paper: The outline is the plan or framework that will help you to arrange your thoughts. It will make your paper logical. But remember that all points of your outline must be related to the topic you have chosen.

5. Ask your Guides: If you are having any difficulty in your research, then do not hesitate to share your difficulty to your guide (if you have any). They will surely help you out and resolve your doubts. If you can't clarify what exactly you require for your work then ask the supervisor to help you with the alternative. He might also provide you the list of essential readings.

6. Use of computer is recommended: As you are doing research in the field of Computer Science, then this point is quite obvious.

7. Use right software: Always use good quality software packages. If you are not capable to judge good software then you can lose quality of your paper unknowingly. There are various software programs available to help you, which you can get through Internet.

8. Use the Internet for help: An excellent start for your paper can be by using the Google. It is an excellent search engine, where you can have your doubts resolved. You may also read some answers for the frequent question how to write my research paper or find model research paper. From the internet library you can download books. If you have all required books make important reading selecting and analyzing the specified information. Then put together research paper sketch out.

9. Use and get big pictures: Always use encyclopedias, Wikipedia to get pictures so that you can go into the depth.

10. Bookmarks are useful: When you read any book or magazine, you generally use bookmarks, right! It is a good habit, which helps to not to lose your continuity. You should always use bookmarks while searching on Internet also, which will make your search easier.

11. Revise what you wrote: When you write anything, always read it, summarize it and then finalize it.

12. Make all efforts: Make all efforts to mention what you are going to write in your paper. That means always have a good start. Try to mention everything in introduction, that what is the need of a particular research paper. Polish your work by good skill of writing and always give an evaluator, what he wants.

13. Have backups: When you are going to do any important thing like making research paper, you should always have backup copies of it either in your computer or in paper. This will help you to not to lose any of your important.

14. Produce good diagrams of your own: Always try to include good charts or diagrams in your paper to improve quality. Using several and unnecessary diagrams will degrade the quality of your paper by creating "hotchpotch." So always, try to make and include those diagrams, which are made by your own to improve readability and understandability of your paper.

15. Use of direct quotes: When you do research relevant to literature, history or current affairs then use of quotes become essential but if study is relevant to science then use of quotes is not preferable.

16. Use proper verb tense: Use proper verb tenses in your paper. Use past tense, to present those events that happened. Use present tense to indicate events that are going on. Use future tense to indicate future happening events. Use of improper and wrong tenses will confuse the evaluator. Avoid the sentences that are incomplete.

17. Never use online paper: If you are getting any paper on Internet, then never use it as your research paper because it might be possible that evaluator has already seen it or maybe it is outdated version.

18. Pick a good study spot: To do your research studies always try to pick a spot, which is quiet. Every spot is not for studies. Spot that suits you choose it and proceed further.

19. Know what you know: Always try to know, what you know by making objectives. Else, you will be confused and cannot achieve your target.

20. Use good quality grammar: Always use a good quality grammar and use words that will throw positive impact on evaluator. Use of good quality grammar does not mean to use tough words, that for each word the evaluator has to go through dictionary. Do not start sentence with a conjunction. Do not fragment sentences. Eliminate one-word sentences. Ignore passive voice. Do not ever use a big word when a diminutive one would suffice. Verbs have to be in agreement with their subjects. Prepositions are not expressions to finish sentences with. It is incorrect to ever divide an infinitive. Avoid clichés like the disease. Also, always shun irritating alliteration. Use language that is simple and straight forward. put together a neat summary.

21. Arrangement of information: Each section of the main body should start with an opening sentence and there should be a changeover at the end of the section. Give only valid and powerful arguments to your topic. You may also maintain your arguments with records.

22. Never start in last minute: Always start at right time and give enough time to research work. Leaving everything to the last minute will degrade your paper and spoil your work.

23. Multitasking in research is not good: Doing several things at the same time proves bad habit in case of research activity. Research is an area, where everything has a particular time slot. Divide your research work in parts and do particular part in particular time slot.

24. Never copy others' work: Never copy others' work and give it your name because if evaluator has seen it anywhere you will be in trouble.

25. Take proper rest and food: No matter how many hours you spend for your research activity, if you are not taking care of your health then all your efforts will be in vain. For a quality research, study is must, and this can be done by taking proper rest and food.

26. Go for seminars: Attend seminars if the topic is relevant to your research area. Utilize all your resources.

27. Refresh your mind after intervals: Try to give rest to your mind by listening to soft music or by sleeping in intervals. This will also improve your memory.

28. Make colleagues: Always try to make colleagues. No matter how sharper or intelligent you are, if you make colleagues you can have several ideas, which will be helpful for your research.

29. Think technically: Always think technically. If anything happens, then search its reasons, its benefits, and demerits.

30. Think and then print: When you will go to print your paper, notice that tables are not be split, headings are not detached from their descriptions, and page sequence is maintained.

31. Adding unnecessary information: Do not add unnecessary information, like, I have used MS Excel to draw graph. Do not add irrelevant and inappropriate material. These all will create superfluous. Foreign terminology and phrases are not apropos. One should NEVER take a broad view. Analogy in script is like feathers on a snake. Not at all use a large word when a very small one would be sufficient. Use words properly, regardless of how others use them. Remove quotations. Puns are for kids, not grunt readers. Amplification is a billion times of inferior quality than sarcasm.

32. Never oversimplify everything: To add material in your research paper, never go for oversimplification. This will definitely irritate the evaluator. Be more or less specific. Also too, by no means, ever use rhythmic redundancies. Contractions aren't essential and shouldn't be there used. Comparisons are as terrible as clichés. Give up ampersands and abbreviations, and so on. Remove commas, that are, not necessary. Parenthetical words however should be together with this in commas. Understatement is all the time the complete best way to put onward earth-shaking thoughts. Give a detailed literary review.

33. Report concluded results: Use concluded results. From raw data, filter the results and then conclude your studies based on measurements and observations taken. Significant figures and appropriate number of decimal places should be used. Parenthetical remarks are prohibitive. Proofread carefully at final stage. In the end give outline to your arguments. Spot out perspectives of further study of this subject. Justify your conclusion by at the bottom of them with sufficient justifications and examples.

34. After conclusion: Once you have concluded your research, the next most important step is to present your findings. Presentation is extremely important as it is the definite medium though which your research is going to be in print to the rest of the crowd. Care should be taken to categorize your thoughts well and present them in a logical and neat manner. A good quality research paper format is essential because it serves to highlight your research paper and bring to light all necessary aspects in your research.

Informal Guidelines of Research Paper Writing

Key points to remember:

- Submit all work in its final form.
- Write your paper in the form, which is presented in the guidelines using the template.
- Please note the criterion for grading the final paper by peer-reviewers.

Final Points:

A purpose of organizing a research paper is to let people to interpret your effort selectively. The journal requires the following sections, submitted in the order listed, each section to start on a new page.

The introduction will be compiled from reference matter and will reflect the design processes or outline of basis that direct you to make study. As you will carry out the process of study, the method and process section will be constructed as like that. The result segment will show related statistics in nearly sequential order and will direct the reviewers next to the similar intellectual paths throughout the data that you took to carry out your study. The discussion section will provide understanding of the data and projections as to the implication of the results. The use of good quality references all through the paper will give the effort trustworthiness by representing an alertness of prior workings.

Writing a research paper is not an easy job no matter how trouble-free the actual research or concept. Practice, excellent preparation, and controlled record keeping are the only means to make straightforward the progression.

General style:

Specific editorial column necessities for compliance of a manuscript will always take over from directions in these general guidelines.

To make a paper clear

· Adhere to recommended page limits

Mistakes to evade

- Insertion a title at the foot of a page with the subsequent text on the next page
- Separating a table/chart or figure - impound each figure/table to a single page
- Submitting a manuscript with pages out of sequence

In every sections of your document

· Use standard writing style including articles ("a", "the," etc.)

· Keep on paying attention on the research topic of the paper

· Use paragraphs to split each significant point (excluding for the abstract)

· Align the primary line of each section

· Present your points in sound order

· Use present tense to report well accepted

· Use past tense to describe specific results

· Shun familiar wording, don't address the reviewer directly, and don't use slang, slang language, or superlatives

· Shun use of extra pictures - include only those figures essential to presenting results

Title Page:

Choose a revealing title. It should be short. It should not have non-standard acronyms or abbreviations. It should not exceed two printed lines. It should include the name(s) and address (es) of all authors.

Abstract:

The summary should be two hundred words or less. It should briefly and clearly explain the key findings reported in the manuscript--must have precise statistics. It should not have abnormal acronyms or abbreviations. It should be logical in itself. Shun citing references at this point.

An abstract is a brief distinct paragraph summary of finished work or work in development. In a minute or less a reviewer can be taught the foundation behind the study, common approach to the problem, relevant results, and significant conclusions or new questions.

Write your summary when your paper is completed because how can you write the summary of anything which is not yet written? Wealth of terminology is very essential in abstract. Yet, use comprehensive sentences and do not let go readability for briefness. You can maintain it succinct by phrasing sentences so that they provide more than lone rationale. The author can at this moment go straight to shortening the outcome. Sum up the study, with the subsequent elements in any summary. Try to maintain the initial two items to no more than one ruling each.

- Reason of the study - theory, overall issue, purpose
- Fundamental goal
- To the point depiction of the research
- Consequences, including definite statistics - if the consequences are quantitative in nature, account quantitative data; results of any numerical analysis should be reported
- Significant conclusions or questions that track from the research(es)

Approach:

- Single section, and succinct
- As a outline of job done, it is always written in past tense
- A conceptual should situate on its own, and not submit to any other part of the paper such as a form or table
- Center on shortening results - bound background information to a verdict or two, if completely necessary
- What you account in an conceptual must be regular with what you reported in the manuscript
- Exact spelling, clearness of sentences and phrases, and appropriate reporting of quantities (proper units, important statistics) are just as significant in an abstract as they are anywhere else

Introduction:

The **Introduction** should "introduce" the manuscript. The reviewer should be presented with sufficient background information to be capable to comprehend and calculate the purpose of your study without having to submit to other works. The basis for the study should be offered. Give most important references but shun difficult to make a comprehensive appraisal of the topic. In the introduction, describe the problem visibly. If the problem is not acknowledged in a logical, reasonable way, the reviewer will have no attention in your result. Speak in common terms about techniques used to explain the problem, if needed, but do not present any particulars about the protocols here. Following approach can create a valuable beginning:

- Explain the value (significance) of the study
- Shield the model - why did you employ this particular system or method? What is its compensation? You strength remark on its appropriateness from a abstract point of vision as well as point out sensible reasons for using it.
- Present a justification. Status your particular theory (es) or aim(s), and describe the logic that led you to choose them.
- Very for a short time explain the tentative propose and how it skilled the declared objectives.

Approach:

- Use past tense except for when referring to recognized facts. After all, the manuscript will be submitted after the entire job is done.
- Sort out your thoughts; manufacture one key point with every section. If you make the four points listed above, you will need a least of four paragraphs.

- Present surroundings information only as desirable in order hold up a situation. The reviewer does not desire to read the whole thing you know about a topic.
- Shape the theory/purpose specifically - do not take a broad view.
- As always, give awareness to spelling, simplicity and correctness of sentences and phrases.

Procedures (Methods and Materials):

This part is supposed to be the easiest to carve if you have good skills. A sound written Procedures segment allows a capable scientist to replacement your results. Present precise information about your supplies. The suppliers and clarity of reagents can be helpful bits of information. Present methods in sequential order but linked methodologies can be grouped as a segment. Be concise when relating the protocols. Attempt for the least amount of information that would permit another capable scientist to spare your outcome but be cautious that vital information is integrated. The use of subheadings is suggested and ought to be synchronized with the results section. When a technique is used that has been well described in another object, mention the specific item describing a way but draw the basic principle while stating the situation. The purpose is to text all particular resources and broad procedures, so that another person may use some or all of the methods in one more study or referee the scientific value of your work. It is not to be a step by step report of the whole thing you did, nor is a methods section a set of orders.

Materials:

- Explain materials individually only if the study is so complex that it saves liberty this way.
- Embrace particular materials, and any tools or provisions that are not frequently found in laboratories.
- Do not take in frequently found.
- If use of a definite type of tools.
- Materials may be reported in a part section or else they may be recognized along with your measures.

Methods:

- Report the method (not particulars of each process that engaged the same methodology)
- Describe the method entirely
- To be succinct, present methods under headings dedicated to specific dealings or groups of measures
- Simplify - details how procedures were completed not how they were exclusively performed on a particular day.
- If well known procedures were used, account the procedure by name, possibly with reference, and that's all.

Approach:

- It is embarrassed or not possible to use vigorous voice when documenting methods with no using first person, which would focus the reviewer's interest on the researcher rather than the job. As a result when script up the methods most authors use third person passive voice.
- Use standard style in this and in every other part of the paper - avoid familiar lists, and use full sentences.

What to keep away from

- Resources and methods are not a set of information.
- Skip all descriptive information and surroundings - save it for the argument.
- Leave out information that is immaterial to a third party.

Results:

The principle of a results segment is to present and demonstrate your conclusion. Create this part a entirely objective details of the outcome, and save all understanding for the discussion.

The page length of this segment is set by the sum and types of data to be reported. Carry on to be to the point, by means of statistics and tables, if suitable, to present consequences most efficiently.You must obviously differentiate material that would usually be incorporated in a study editorial from any unprocessed data or additional appendix matter that would not be available. In fact, such matter should not be submitted at all except requested by the instructor.

Content

- Sum up your conclusion in text and demonstrate them, if suitable, with figures and tables.
- In manuscript, explain each of your consequences, point the reader to remarks that are most appropriate.
- Present a background, such as by describing the question that was addressed by creation an exacting study.
- Explain results of control experiments and comprise remarks that are not accessible in a prescribed figure or table, if appropriate.
- Examine your data, then prepare the analyzed (transformed) data in the form of a figure (graph), table, or in manuscript form.

What to stay away from

- Do not discuss or infer your outcome, report surroundings information, or try to explain anything.
- Not at all, take in raw data or intermediate calculations in a research manuscript.
- Do not present the similar data more than once.
- Manuscript should complement any figures or tables, not duplicate the identical information.
- Never confuse figures with tables - there is a difference.

Approach

- As forever, use past tense when you submit to your results, and put the whole thing in a reasonable order.
- Put figures and tables, appropriately numbered, in order at the end of the report
- If you desire, you may place your figures and tables properly within the text of your results part.

Figures and tables

- If you put figures and tables at the end of the details, make certain that they are visibly distinguished from any attach appendix materials, such as raw facts
- Despite of position, each figure must be numbered one after the other and complete with subtitle
- In spite of position, each table must be titled, numbered one after the other and complete with heading
- All figure and table must be adequately complete that it could situate on its own, divide from text

Discussion:

The Discussion is expected the trickiest segment to write and describe. A lot of papers submitted for journal are discarded based on problems with the Discussion. There is no head of state for how long a argument should be. Position your understanding of the outcome visibly to lead the reviewer through your conclusions, and then finish the paper with a summing up of the implication of the study. The purpose here is to offer an understanding of your results and hold up for all of your conclusions, using facts from your research and generally accepted information, if suitable. The implication of result should be visibly described. Infer your data in the conversation in suitable depth. This means that when you clarify an observable fact you must explain mechanisms that may account for the observation. If your results vary from your prospect, make clear why that may have happened. If your results agree, then explain the theory that the proof supported. It is never suitable to just state that the data approved with prospect, and let it drop at that.

- Make a decision if each premise is supported, discarded, or if you cannot make a conclusion with assurance. Do not just dismiss a study or part of a study as "uncertain."
- Research papers are not acknowledged if the work is imperfect. Draw what conclusions you can based upon the results that you have, and take care of the study as a finished work
- You may propose future guidelines, such as how the experiment might be personalized to accomplish a new idea.
- Give details all of your remarks as much as possible, focus on mechanisms.
- Make a decision if the tentative design sufficiently addressed the theory, and whether or not it was correctly restricted.
- Try to present substitute explanations if sensible alternatives be present.
- One research will not counter an overall question, so maintain the large picture in mind, where do you go next? The best studies unlock new avenues of study. What questions remain?
- Recommendations for detailed papers will offer supplementary suggestions.

Approach:

- When you refer to information, differentiate data generated by your own studies from available information
- Submit to work done by specific persons (including you) in past tense.
- Submit to generally acknowledged facts and main beliefs in present tense.

The Administration Rules

Please carefully note down following rules and regulation before submitting your Research Paper to Global Journals Inc. (US):

Segment Draft and Final Research Paper: You have to strictly follow the template of research paper. If it is not done your paper may get rejected.

- The **major constraint** is that you must independently make all content, tables, graphs, and facts that are offered in the paper. You must write each part of the paper wholly on your own. The Peer-reviewers need to identify your own perceptive of the concepts in your own terms. NEVER extract straight from any foundation, and never rephrase someone else's analysis.

- Do not give permission to anyone else to "PROOFREAD" your manuscript.

- Methods to avoid Plagiarism is applied by us on every paper, if found guilty, you will be blacklisted by all of our collaborated research groups, your institution will be informed for this and strict legal actions will be taken immediately.)
- To guard yourself and others from possible illegal use please do not permit anyone right to use to your paper and files.

Criterion for Grading a Research Paper (Compilation) by Global Journals Inc. (US)

Please note that following table is only a Grading of "Paper Compilation" and not on "Performed/Stated Research" whose grading solely depends on Individual Assigned Peer Reviewer and Editorial Board Member. These can be available only on request and after decision of Paper. This report will be the property of Global Journals Inc. (US).

Topics	Grades		
	A-B	**C-D**	**E-F**
Abstract	Clear and concise with appropriate content, Correct format. 200 words or below	Unclear summary and no specific data, Incorrect form Above 200 words	No specific data with ambiguous information Above 250 words
Introduction	Containing all background details with clear goal and appropriate details, flow specification, no grammar and spelling mistake, well organized sentence and paragraph, reference cited	Unclear and confusing data, appropriate format, grammar and spelling errors with unorganized matter	Out of place depth and content, hazy format
Methods and Procedures	Clear and to the point with well arranged paragraph, precision and accuracy of facts and figures, well organized subheads	Difficult to comprehend with embarrassed text, too much explanation but completed	Incorrect and unorganized structure with hazy meaning
Result	Well organized, Clear and specific, Correct units with precision, correct data, well structuring of paragraph, no grammar and spelling mistake	Complete and embarrassed text, difficult to comprehend	Irregular format with wrong facts and figures
Discussion	Well organized, meaningful specification, sound conclusion, logical and concise explanation, highly structured paragraph reference cited	Wordy, unclear conclusion, spurious	Conclusion is not cited, unorganized, difficult to comprehend
References	Complete and correct format, well organized	Beside the point, Incomplete	Wrong format and structuring

Index

A

Anifowose · 3, 7

B

Boonlertvanich · 32

C

Chauvinism · 2

E

Estudos · 18, 21, 22

F

Federação · 19

H

Himmelstrand · 3

I

Indigenous · 1, 3, 6

O

Osuntokun · 1, 2, 7
Ophthalmology · 30

P

Phenomena · 3, 4
Provinces · 4

S

Sócioeconômicos · 18
Subordinates, · 15, 16, 20

V

Vituperation · 2
Vehicleson · 5
Voivodeship · 3, 4, 5

save our planet

Global Journal of Management and Business Research

Visit us on the Web at www.GlobalJournals.org | www.JournalofBusiness.Org
or email us at helpdesk@globaljournals.org

ISSN 9755853

© Global Journals